



STG - Systems

Blade Server Packaging Instructions : IBM - Single Wide Blades
No. WW-P-01030 Rev. 11
Status: In Production

Document Number	WW-P-01030
Revision Number	11
Category	ISC-Global Procurement
Document Type	Procedure
Date In Production	Jul-24-2006
Author(s)	Jeffrey Miller/Raleigh/IBM, Paul Cance/Raleigh/IBM
Document Owner	Jeffrey Miller/Raleigh/IBM
Location	RTP
Department	GQBA
Last Updated	Jul-24-2006
Last Modified By	Paul Cance/Raleigh/IBM

Procedure Description

Body

Blade Server Packaging Instructions: IBM - Single Wide Blades

NOTE: This document is designed to be used online. You are responsible to use only the "Production" version online.

IMPORTANT NOTICE: The Federal Aviation Administration requires certification that packages shipped by air do not contain explosives, hazardous materials, incendiaries or other destructive devices. Therefore, just prior to sealing the carton, you must inspect its contents to confirm that it contains only parts specified on the IBM bill of materials. If the contents meet specifications, then seal the carton with IBM logo tape or another tamper evident indicator specified on the bill of materials. The logo tape or tamper evident seal will indicate that the carton can be certified to meet FAA standards for air shipment. If you discover parts or devices that appear suspicious (whether or not potentially explosive), carefully secure the carton on the line and notify IBM management promptly.

- Information contained in this document is for reference purposes only.
- Process and Part Numbers may vary in each manufacturing location.
- Refer to local site procedures and Bill of Materials for any substitutions.
- No deviation is to be made to the overall assembly without prior written approval from the responsible Packaging Engineer.

NOTE: All single wide blades, machine type 8844, must use packaging instructions SG-P-01283 ("Blade Server Packaging Instructions : Single Wide Blades - MT 8844").

MTM Listing

This packaging instruction applies to, but is not limited to, the following Machine Types:


1883
1884
7981
8678
8832
8843
8853

Table of Contents

Section 1 - Unit Packaging
Section 2 - Manufacturing Palletization
Section 3 - Distribution
Section 4 - Material Listing (BOM)

Section 1 - Unit Packaging

1. Assemble carton 22K8198 as shown below.




2. Place Blade in ESD bag 37L8109, as shown below, and seal it closed using Padlock label 06P6550.





3. Assemble cushions 37L8108 and place them on the blade unit as shown below.

NOTE: The ESD bag has been removed to show proper product orientation.



4. Place the Blade with cushions into carton 22K8198 as shown below.



NOTE: Place the instruction manual and any shipgroup content on top of the cushions /product.

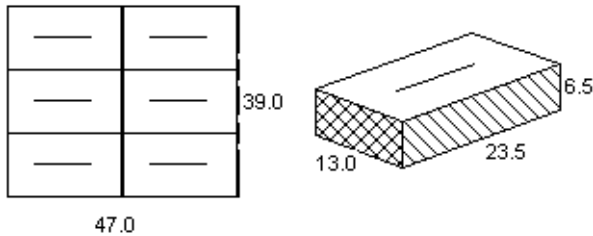
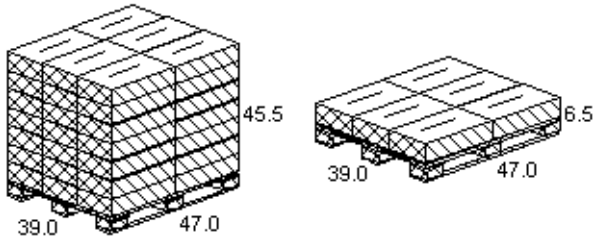
5. Close and seal carton 22K8198 using IBM approved logo tape.



Section 2 - Manufacturing Palletization

2.1 - Worldwide Palletization

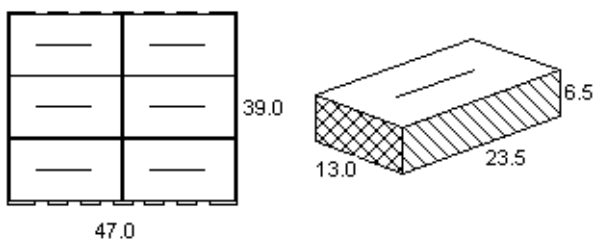
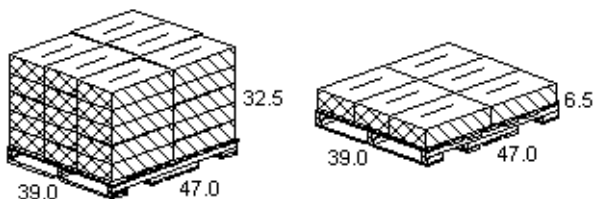
2.1.1 - Place 42 systems on a full size pallet (6038887).



2.1.2 - Secure load to pallet utilizing "Best of Breed" palletization methods. See 92F6168 - "Best of Breed" Pallet Unitization or QMX document P-04146.

2.1.3 - Place two pallet labels (33G6283) on the front and left sides of the pallet load.

2.2 - EMEA Palletization



2.2.1 - Place 30 systems on a full size pallet (6038887).

2.2.2 - Secure load to pallet utilizing "Best of Breed" palletization methods. See 92F6168 - "Best of Breed" Pallet Unitization or QMX document P-04146.

2.2.3 - Place two pallet labels (33G6283) on the front and left sides of the pallet load.

Section 3 - Distribution

NOTE: All units will be received into Distribution as indicated above in Section 3, Manufacturing Palletization, and are approved to be stacked 4 pallets high.

3.1 - Secure load to pallet (or half pallet) as necessary utilizing "Best of Breed" palletization methods. See 92F6168 - "Best of Breed" Pallet Unitization or QMX document P-04146.

3.2 For single shipments or low volume quantities, ship the product by itself, no pallet is required.

For multiple unit shipments of 21 or less use half pallet (6038888). Make sure each layer is full. If the top layer is uneven ship the extra carton separate.

For quantities greater than 21 use full size pallet (6038887). Make sure each layer is full. If the top layer is uneven ship the extra carton separate.

Section 4 - Materials Listing (BOM)

World Wide Packaging BOM 25P1371

WW Common Part BOM 25P1242

Common Parts

Carton - 22K8198

Cushion (2) - 37L8108

ESD Bag - 37L8109

Padlock Label - 06P6550

References

Document Management

Revision History

Approval Information

Paul Cance - Approve on 7/24/2006 4:14:36 PM

Editors

History Log

© 2006 IBM Corporation, All Rights Reserved Worldwide

WW SG Document Library Control / D01DB034 / q_dir\qmx\serv\qrodic.nsf

End of Document
