



HP ProLiant DL785 G5 improves upon its #1 leadership results on the SPECpower_ssj2008 benchmark



Customer value



Benefits of the HP ProLiant DL785 G5

HP announced two new record-breaking results on the SPECpower_ssj2008

benchmark for the HP ProLiant DL785 G5 on April 27, 2009. These results establish not only that the ProLiant DL785 G5 offers energy efficient design but also that customers have a choice of operating system environment for energy efficient performance. To see more performance records: www.hp.com/servers/benchmarks.



The award-winning 8-socket workhorse HP ProLiant DL785 G5 is an ideal choice for growing enterprise class database, consolidation and virtualization environments, a balanced platform suitable for any number of applications. With up to 16 drives, 512 GB memory, and 11 expansion slots, the DL785 G5 is simply the most expandable 8-socket x86 server in the world. Standard robust remote management, Systems Insight Display diagnostic panel, and HP Systems Insight Manager complete the package.

HP ProLiant DL785 G5:
www.hp.com/servers/proliantdl785

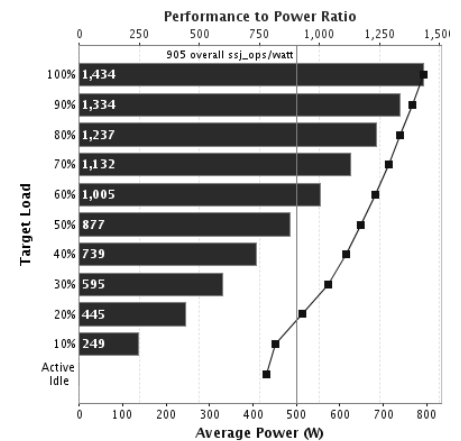
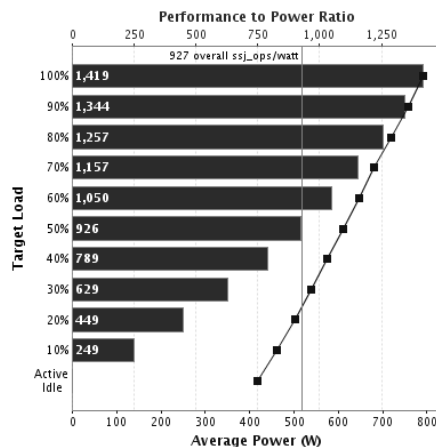
Benefits of HP and Oracle JRockit® JVM

Oracle JRockit JVM is a high performance Java Virtual Machine now built into Oracle Fusion Middleware. It brings real time infrastructure capabilities with JRockit Real Time and JVM diagnostics with JRockit Mission Control. Customers can lower operating costs and mitigate risks by choosing proven, reliable solutions from trusted business partners—HP and Oracle.

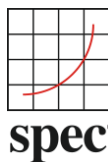
Understanding the results

The HP ProLiant DL785 G5 achieved **#1 8-processor energy efficient performance** on the SPECpower_ssj2008 benchmark **with a score of 927 overall ssj_ops/watt** running a Microsoft Windows operating system, and the **#1 overall Linux® result with a score of 905 overall ssj_ops/watt**. SPECpower_ssj™2008 is the first generation SPEC benchmark for evaluating the power and performance characteristics of server class computers. This measurement provides a way to compare the power/performance or energy efficiency of servers. As with previous SPECpower_ssj2008 benchmark world records, HP demonstrates that its ProLiant server family, built upon the latest industry-standard technology, is an industry leader in energy efficiency.

Figures 1 and 2. Top 8-processor (Windows) and top Linux performance



What SPECpower_ssj2008 measures



Currently, many vendors report some energy-efficiency figures, but these are often not directly comparable due to differences in workload, configuration, test environment, etc. SPEC defines server power measurement standards with the same keen attention to detail it has applied to performance. This benchmark provides a means to measure power in conjunction with a performance metric, enabling IT managers to consider power characteristics to increase the efficiency of data centers. Being a Standard Performance Evaluation Corporation (SPEC) benchmark, SPECpower_ssj2008 is a peer-reviewed benchmark that provides a way for server vendors to compare benchmark results in a fair manner. More information about SPECpower_ssj2008 results can be found at the following Web page: <http://www.spec.org>. Results as of 04-27-09.

© 2009 Hewlett-Packard Development Company, L.P. The information contained herein is subject to change without notice. The only warranties for HP products and services are set forth in the express warranty statements accompanying such products and services. Nothing herein should be construed as constituting an additional warranty. HP shall not be liable for technical or editorial errors or omissions contained herein. Oracle is a registered trademark of Oracle Corporation and/or its affiliates. Java™ is a US trademark of Sun Microsystems, Inc. Linux is the registered trademark of Linus Torvalds in the U.S. and other countries. Microsoft and Windows are registered trademarks of Microsoft Corporation. SPEC, the SPEC logo, and the benchmark name SPECpower_ssj are registered trademarks of the Standard Performance Evaluation Corporation (SPEC). Results stated above reflect results published as of April 27, 2009. For the latest SPECpower_ssj2008 benchmark results, visit http://www.spec.org/power_ssj2008. The SPEC logo is © 2009 Standard Performance Evaluation Corporation (SPEC), reprinted with permission. April 2009