

---

# Topologically Sweeping an Arrangement

---

Herbert Edelsbrunner and Leonidas J. Guibas

---

April 1, 1986

---



**Systems Research Center**  
130 Lytton Avenue  
Palo Alto, California 94301

## Systems Research Center

DEC's business and technology objectives require a strong research program. The Systems Research Center and two other corporate research laboratories are committed to filling that need.

SRC was established in 1983. We are still making plans and building foundations for our long-term mission, which is to design, build, and use new digital systems five to ten years before they become commonplace. We aim to advance both the state of knowledge and the state of the art.

SRC will create and use real systems in order to investigate their properties. Interesting systems are too complex to be evaluated purely in the abstract. Our strategy is to build prototypes, use them as daily tools, and feed the experience back into the design of better tools and the development of more relevant theories. Most of the major advances in information systems have come through this strategy, including time-sharing, the ArpaNet, and distributed personal computing.

During the next several years SRC will explore applications of high-performance personal computing, distributed computing, communications, databases, programming environments, system-building tools, design automation, specification technology, and tightly coupled multiprocessors.

SRC will also do work of a more formal and mathematical flavor; some of us will be constructing theories, developing algorithms, and proving theorems as well as designing systems and writing programs. Some of our work will be in established fields of theoretical computer science, such as the analysis of algorithms, computational geometry, and logics of programming. We also expect to explore new ground motivated by problems that arise in our systems research.

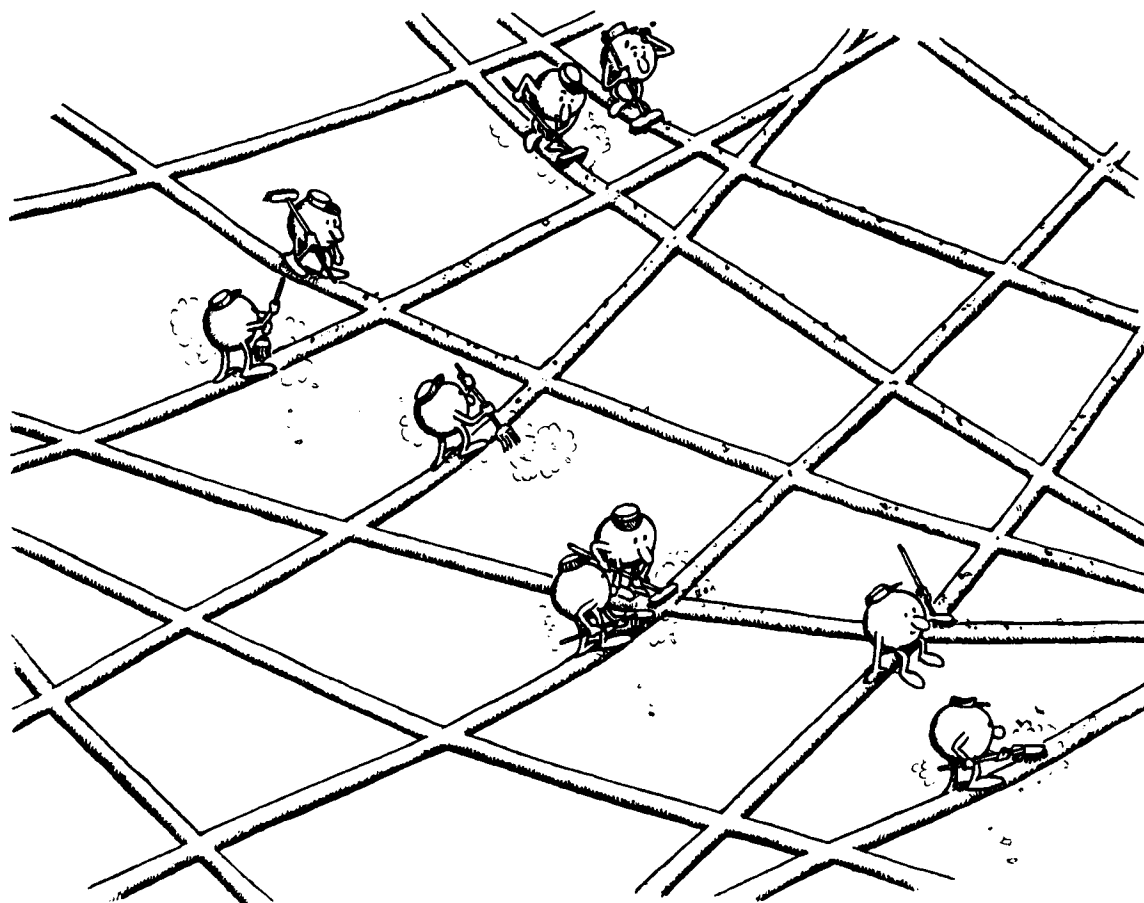
DEC is committed to open research. The improved understanding that comes with widespread exposure is more valuable than any transient competitive advantage. SRC will freely report results in conferences and professional journals. We will actively seek users for our prototype systems among those with whom we have common research interests. We will encourage visits by university researchers and conduct collaborative research.

Robert W. Taylor, Director

# Topologically Sweeping an Arrangement

Herbert Edelsbrunner and Leonidas J. Guibas

April 1, 1986



A version of this paper will appear in the 1986 ACM Symposium on Theory of Computing, to be held at Berkeley in May.

Herbert Edelsbrunner, formerly of the Technical University of Graz, is now at the University of Illinois at Urbana-Champaign.

Leonidas Guibas holds a joint appointment with the Digital Equipment Corporation, Systems Research Center in Palo Alto and Stanford University, California.

### **Copyright and reprint permissions**

This work may not be copied or reproduced in whole or in part for any commercial purpose. Permission to copy in whole or in part without payment of fee is granted for non-profit educational and research purposes provided that all such whole or partial copies include the following: a notice that such copying is by permission of the Systems Research Center of Digital Equipment Corporation in Palo Alto, California; an acknowledgement of the authors and individual contributors to the work; and all applicable portions of the copyright notice. Copying, reproducing or republishing for any other purpose shall require a license with payment of fee to the Systems Research Center.

## Authors' abstract

Sweeping a collection of figures in the Euclidean plane with a straight line is one of the novel algorithmic paradigms that have emerged in the field of computational geometry. In this paper we demonstrate the advantages of sweeping with a topological line that is not necessarily straight. We show how an arrangement of  $n$  lines in the plane can be swept over in  $O(n^2)$  time and  $O(n)$  space by such a line. In the process each element (i.e. vertex, edge, or region) is visited once in a consistent ordering. Our technique makes use of novel data structures which exhibit interesting amortized complexity behavior; the result is an algorithm that improves upon all its predecessors either in the space or the time bounds, as well as being eminently practical. Numerous applications of the technique to problems in computational geometry are given—many through the use of duality transforms. Examples include solving visibility problems, detecting degeneracies in configurations, computing the extremal shadows of convex polytopes, and others. Even though our basic technique solves a planar problem, its applications include several problems in higher dimensions.

**KEYWORDS:** arrangement, topological sweep, amortized complexity, visibility, polytope projection, convexity, duality, degeneracy.

Herbert Edelsbrunner and Leonidas J. Guibas

## Capsule review

Sweep line algorithms are an important paradigm in computational geometry. Given as input some geometric figures lying in a plane, a sweep line algorithm computes some property of those figures by performing a discrete-time simulation of a line sweeping across the plane, say from left to right. Maintaining the event queue for this simulation introduces a logarithmic factor into the time performance of a sweep line algorithm.

The first half of this paper presents a technique by which this logarithmic factor can be avoided for one particular problem: that of computing the regions into which the plane is cut by a set of straight lines. The regions are still processed from left to right, but, instead of a straight sweeping line separating the processed area from the unprocessed area, the boundary is a jagged wave front. Some new data structures are needed to flesh out this concept, and a subtle charging scheme is needed to prove that the resulting algorithm runs fast. The explanations given are concise, but should make sense to a moderately careful reader.

The rest of the paper is a quick tour through an impressive catalog of problems in which the result above leads to algorithms with record-breaking performance. The reductions involved are often tricky, and this portion of the paper will probably be of interest primarily to aficionados.

Lyle Ramshaw



## Contents

1	Motivation . . . . .	1
2	Geometric preliminaries . . . . .	3
3	The topological plane sweep . . . . .	7
4	Coping with degeneracies . . . . .	11
5	Applications . . . . .	12
5.1	Convex subsets of configurations and paths in arrangements . . . . .	12
5.2	Stabbing line segments . . . . .	16
5.3	Visibility problems for non-intersecting line segments . . . . .	18
5.4	Minimum area triangles . . . . .	20
5.5	Enumerating faces in $d$ -dimensional arrangements . . . . .	21
5.6	Degeneracies in configurations . . . . .	22
5.7	Computing ranks of points . . . . .	24
5.8	Best assignment for vectors in $E^d$ . . . . .	24
5.9	Extremal shadows of convex polytopes . . . . .	25
6	Open problems and conclusions . . . . .	26
7	References . . . . .	29
	Index . . . . .	31





1. Motivation

Sweeping a collection of figures in the Euclidean plane  $E^2$  with an undirected (say, vertical) line is one of the novel algorithmic paradigms that have emerged in the field of computational geometry [PS, NP]. In general, the sweep is supported by two types of data structures: one that maintains the figures currently intersecting the sweeping line, and another that tells the sweeping line when to stop next. Such stops include the times when the set of intersected figures changes, as well as other events of interest. The stopping-times structure is most naturally implemented by a priority queue. This common solution, however, inherently entails the price of maintaining the priority queue, which is logarithmic in its size [AHU]. The purpose of this paper is to demonstrate that, in certain situations, there is a way to avoid having to pay this additional logarithmic cost factor. The savings will be achieved by replacing the sweeping line by a "topological line," that is, an unbounded simple curve that satisfies properties milder than straightness.

Our specific problem will be that of sweeping a set of (infinite, straight) lines in  $E^2$ . Let  $H$  be a set of  $n$  lines in the plane. The set  $H$  dissects  $E^2$  into a collection of convex *regions*, each bounded by *edges* which are segments of the lines in  $H$ . The boundaries of these segments, in turn, are points where the lines of  $H$  intersect. We shall term these endpoints *vertices*. We take the regions to be open, and the edges relatively open (with respect to the line they are on). The regions, edges, and vertices partition the plane into a subdivision known as the *arrangement*  $A(H)$  [G]. We will assume that  $A(H)$  is *simple*, in other words, that any two lines intersect at a vertex, but no three do so. We will also assume that none of the lines in  $H$  is vertical. In a later section we discuss how these restrictions can be removed. See Figure 1-1 for an example of an arrangement.

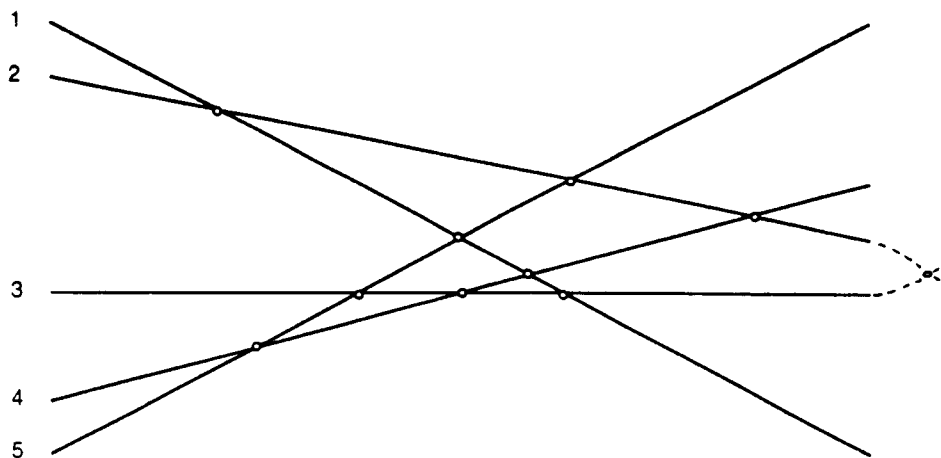


Figure 1-1. An example of an arrangement.

Normally a subdivision is specified by listing all the *incidence relations* between its regions and edges, and its edges and vertices, in a way consistent with the natural cyclic orderings of the edges around a region and the edges around a vertex [GS]. A possible choice for an adequate representation of the arrangement consists of a set of vertex records, each containing the names of the four edges it is incident to, arranged in counterclockwise order, as well as a set of edge records, each containing the line the edge lies on, and the names of its left and

right endpoints. See Guibas and Stolfi [GS] for a fuller account of the representation of planar subdivisions.

It is clear from the previous discussion that the size of the subdivision associated with  $\mathcal{A}(H)$  is  $\Theta(n^2)$ . This subdivision can be constructed in  $O(n^2 \log n)$  time by sweeping with a vertical straight line [EW]. Furthermore, the sweep uses only  $O(n)$  storage in addition to the space needed to represent the arrangement. This is advantageous in applications where we are allowed to destroy the vertices, edges, and (implicitly) regions of the arrangement after creation and inspection. By a more intricate method it is possible to construct the arrangement in time  $O(n^2)$ , using an incremental approach [CGL, EOS] which involves introducing the lines of  $H$  one at a time. However, in this method  $O(n^2)$  storage is intrinsic, since no part of the arrangement may be thrown away until all of it has been computed.

In this paper we will see how to use a “topological sweep” to compute  $\mathcal{A}(H)$  in  $O(n^2)$  time, *but with only  $O(n)$  extra storage*. As we already mentioned, there are many applications where the elements of the arrangement (i.e. vertices, edges and regions) need only be examined as they are built and then may be discarded immediately afterwards. Our method will allow these applications to run in  $O(n^2)$  time and  $O(n)$  space. Some example applications where our technique improves existing bounds are listed below;  $E^k$  denotes Euclidean  $k$ -dimensional space.

- (a) Compute the minimum area triangle spanned by three of  $n$  points in  $E^2$ .
- (b) Compute a maximum subset of a given set of  $n$  points in  $E^2$  whose elements define the vertices of a convex polygon; same question for an *empty* convex polygon, that is one containing none of the given points in its interior.
- (c) Compute the visibility graph of  $n$  non-intersecting segments in  $E^2$ .
- (d) Given  $n$  segments in  $E^2$ , compute a line which intersects as many segments as possible.
- (e) Enumerate all faces of an arrangement in  $E^d$ ,  $d \geq 2$ .
- (f) Test whether any  $d + 1$  points of a configuration of  $n$  points in  $E^d$ ,  $d \geq 2$ , are in special position (do not span the full space).
- (g) Given  $n$  non-zero vectors  $v_1, \dots, v_n$  in  $E^d$ , compute an assignment of  $\{+1, -1\}$  to coefficients  $\alpha_1, \dots, \alpha_n$  such that  $\sum \alpha_i v_i$  is longest.
- (h) Compute the directions of minimum and maximum shadows for a convex polytope in  $E^d$ ,  $d \geq 3$ .

It is remarkable that although our basic technique is strictly planar, there are many applications to problems in higher dimensions as well.

Besides the applications listed above, the method presented here is noteworthy for two additional reasons. One is that it is an illuminating example of amortized complexity analysis, a methodology that has recently become very popular in the analysis of algorithms [T]. Secondly, we have implemented our method and it works extremely well in practice, outperforming the straight-line sweep even for arrangements of tens of lines.

Here is a quick summary of the structure of this paper: Section 2 contains various geometric preliminaries that we will employ throughout the exposition. Section 3 presents the topological plane sweep and its analysis. In Section 4 we deal briefly with a technique for handling degeneracies, and then Section 5 expands on the multifarious applications of the topological sweep, including all the problems mentioned above. Section 6 ends the paper with some open problems and conclusions.

## 2. Geometric preliminaries

Let  $\ell_1, \ell_2, \dots, \ell_n$  denote the lines of an arrangement  $\mathcal{A}(H)$ . Without loss of generality we assume that when so written they are sorted according to slope, from smallest to largest. Our earlier assumptions about  $H$  being simple imply that all slopes are finite and distinct, so this ordering is well defined. The same assumptions allow us to define an “above” relation between elements of  $\mathcal{A}(H)$ . We will say that element  $A$  is *above* element  $B$  if  $A$  and  $B$  have intersecting projections on the  $x$  axis and, at each abscissa  $x$  of their intersection, all points of  $A$  are above all points of  $B$ . It is easy to check that, for any two distinct elements  $A$  and  $B$  with intersecting  $x$ -projections, either  $A$  is above  $B$  or  $B$  is above  $A$ . It is known that the “above” relation among the elements of a given subdivision is acyclic. For a discussion of this topic see, for example, the paper by Edelsbrunner et al. [EGS].

**Lemma 2.1.** *There is exactly one region that is not below any other region (denoted by  $\mathcal{T}$  – for “top”) and exactly one region that is not above any other region (denoted by  $\mathcal{B}$  – for “bottom”).*

**Proof:** Trivial. ■

A (vertical) *cut* is a list  $(c_1, c_2, \dots, c_n)$  of edges of  $\mathcal{A}(H)$  such that

- (i)  $c_1$  is an edge of  $\mathcal{T}$  and  $c_n$  is an edge of  $\mathcal{B}$ , and
- (ii) for each  $i$ ,  $1 \leq i \leq n - 1$  we have that  $c_i$  and  $c_{i+1}$  are both incident upon region  $R_i$  such that  $c_i$  is above  $R_i$  and  $c_{i+1}$  is below  $R_i$ .

These conditions imply that no two edges of the cut lie on the same line of  $\mathcal{A}(H)$ , so there is a one-to-one correspondence between the edges of our cut and the lines of the arrangement. A cut will be our formal analog of the intuitive concept of a “topological line.” Such a line cuts the arrangement along the edges of the cut, in the given sequence; see Figure 2-1. We let  $\text{above}(\ell)$  and  $\text{below}(\ell)$  denote the open half-planes bounded from below and from above by the non-vertical line  $\ell$ , respectively. Note that the region  $R_i$  referred to above is necessarily unique, as  $R_i$  is  $\text{below}(c_i)$  and  $\text{above}(c_{i+1})$ . Since the “above” relation is acyclic, the same region cannot be reused in a cut.

We can define an appropriate “left-of” relation among cuts by considering that cut  $A$  is *left* of cut  $B$  if for every line  $\ell$  of the arrangement  $\mathcal{A}(H)$ , the edge of  $A$  on  $\ell$  is the same as, or to the left of, the edge of  $B$  on  $\ell$ . Among all cuts there is a “leftmost” one, consisting of the left-unbounded edges of each line  $\ell_1, \ell_2, \dots, \ell_n$ , in this order; similarly, there is a “rightmost” cut, consisting of the right-unbounded edges of  $\ell_1, \ell_2, \dots, \ell_n$ . Our topological sweep of the arrangement will be implemented by starting with the leftmost cut and pushing it to the right till it becomes the rightmost cut, in a series of elementary steps.

An *elementary* step is performed when the topological line sweeps past a vertex of the arrangement; it corresponds to a transposition in the underlying numbering of the lines as defined by the order in which they are intersected by the sweeping topological line. Obviously exactly  $\binom{n}{2}$  elementary steps will be required to sweep the arrangement, in proceeding from the identity permutation of the lines to its reversal, between the leftmost and rightmost cuts. See Figure 2-2 for an example.

We next state a lemma that shows that for any cut there always exists an elementary step that advances it to the right, unless it is the rightmost cut.

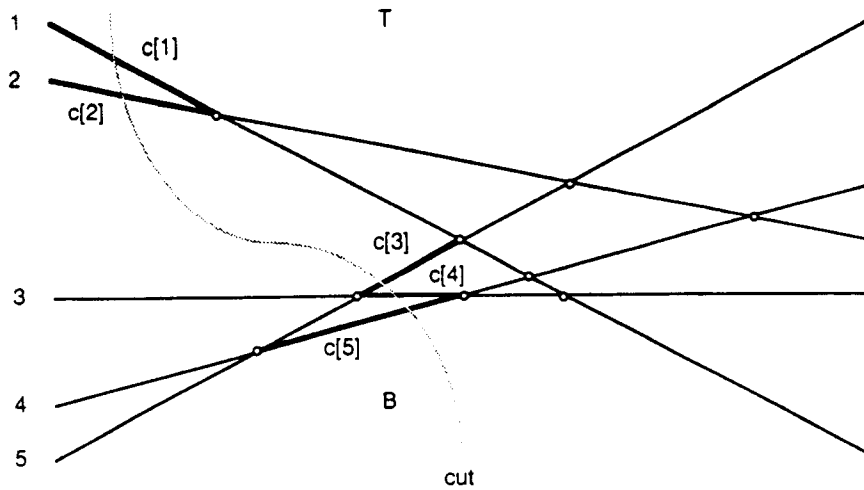


Figure 2-1. A topological line and the associated cut.

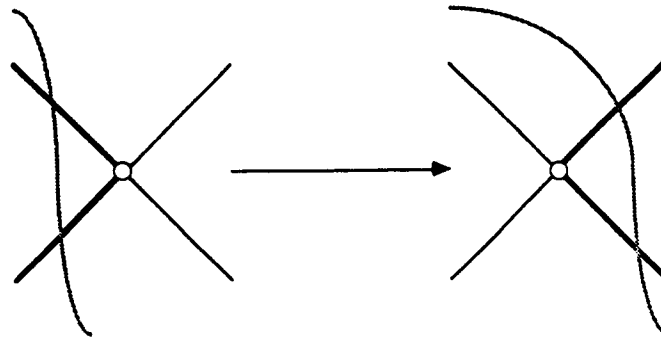


Figure 2-2. An elementary step.

**Lemma 2.2.** *There always exist two consecutive edges of the cut with a common right endpoint, unless we are considering the rightmost cut.*

**Proof:** An edge  $c_i$  terminates on the right at vertex  $v_i$  because an intersection occurs with another line  $\ell$ . Let  $c_j$  be the edge of the cut on  $\ell$  and  $v_j$  be the right endpoint of  $c_j$ . In fact there are two cases, as Figure 2-3 shows, depending upon whether  $i < j$  or  $i > j$ . In both cases we can conclude that either  $v_i = v_j$ , or  $v_j$  occurs to the left of  $v_i$ .

Now just consider the edge  $c_i$  of the cut with the leftmost right endpoint. Such an endpoint exists, because our cut is not rightmost. In this case we must have  $v_i = v_j$  and in fact  $j = i \pm 1$ . ■

The major difficulty in implementing the topological sweep is how to discover where in a cut an elementary step can be applied. To this end we introduce the auxiliary notion of horizon trees. Let  $(m_1, m_2, \dots, m_n)$  denote the lines containing the edges  $(c_1, c_2, \dots, c_n)$  respectively.

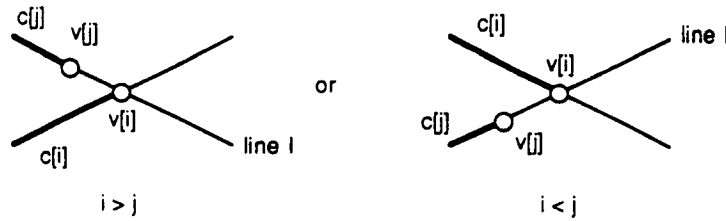


Figure 2-3. The right endpoint of an edge of the cut.

The *upper horizon tree*  $T^+(C)$  of the cut  $C$  is constructed by starting with the edges of the cut and extending them to the right. When two edges come together at an intersection point, only the one of higher slope continues on to the right; the other one stops at that point and is removed from further consideration. More formally, the upper horizon tree consists of one segment from each of the lines  $m_i$ , where a point  $p$  of  $m_i$  belongs to  $T^+(C)$  if

- (i)  $p$  is above all lines  $m_j$  with  $j > i$ , and
- (ii)  $p$  is below all lines  $m_k$  satisfying both  $k < i$  and having slope greater than the slope of  $m_i$ .

Figure 2-4 shows  $T^+(C)$  for the cut of Figure 2-1, as well as the symmetrically defined *lower horizon tree*  $T^-(C)$  (where lines of lower slope are the winners). Observe that the edges of the cut belong to both trees, but the left endpoints of those edges belong to no tree.

There is an obvious defect in the definition of the upper horizon tree above, since it can turn out to be actually a forest and not a tree—consider the upper horizon tree of the rightmost cut in Figure 2-4, for example. To rectify this minor problem we add the dummy vertical line  $m_0$  at  $x = +\infty$  and consider it as the last line in our list. For the lower horizon tree we add the same line again, but now consider it as the first in our list.

**Lemma 2.3.** *The (rectified) definition of the upper horizon tree above truly defines a tree consisting of exactly one segment  $s_i^+$  from each line  $m_i$ ; furthermore,  $s_i^+$  contains the edge  $c_i$ .*

**Proof:** We have

$$s_i^+ = m_i \cap \bigcap_{j>i} \text{above}(m_i) \cap \bigcap_{\substack{j<i \\ \text{slope}(m_j) > \text{slope}(m_i)}} \text{below}(m_j).$$

$\uparrow$   
convex

$\uparrow$   
convex

$\uparrow$   
convex

Each of the sets above obviously contains  $c_i$ . Their intersection is convex, and therefore a segment. Such a segment  $s_i^+$  is terminated when it encounters another segment  $s_j^+$  of higher slope. Thus the right endpoints of these segments naturally form a tree. ■

We are interested only in what happens to the right of the topological line, as what is to the left has already been swept over. Consider two successive edges  $c_i$  and  $c_{i+1}$  of the cut. Let

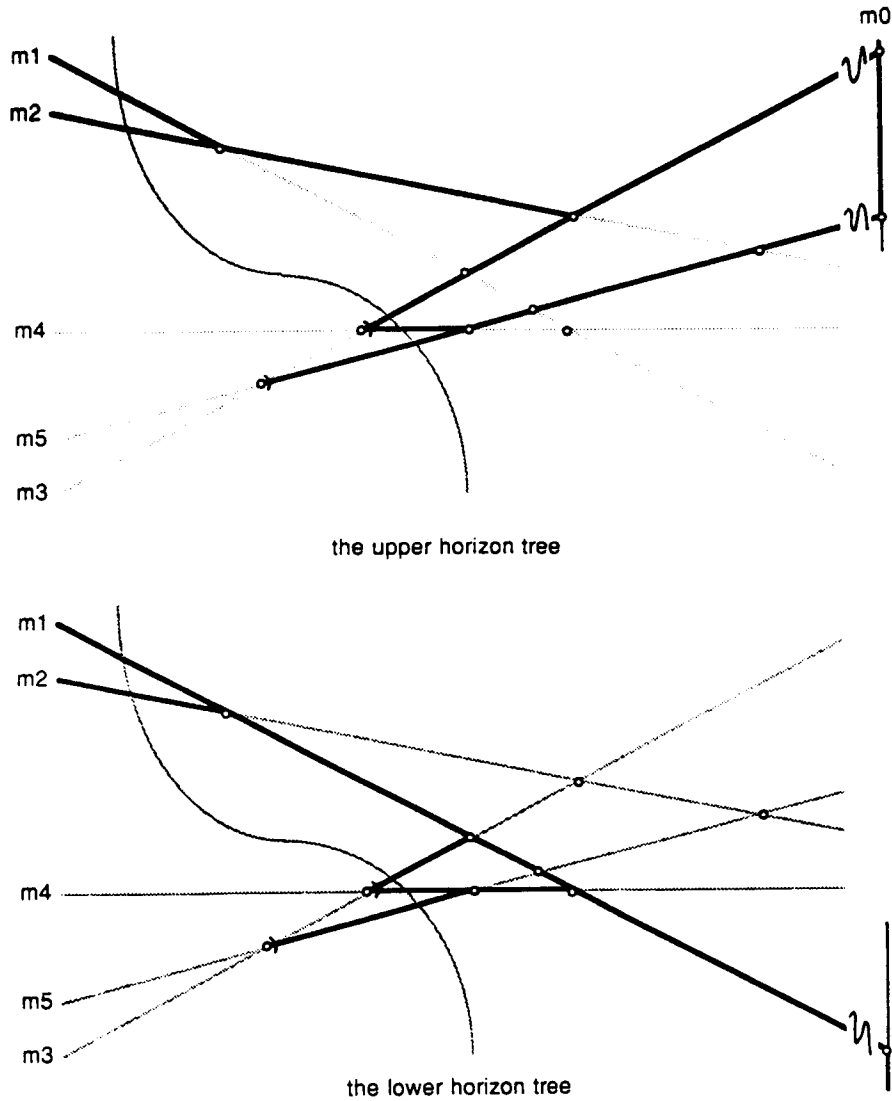


Figure 2-4. The horizon trees.

$R_i^+$  be the region of the plane to the right of the topological line and delimited by  $s_i^+$  and  $s_{i+1}^+$  in the subdivision defined by the upper horizon tree. Define  $R_i^-$  analogously.

As an aside we note that  $R_i = R_i^+ \cap R_i^-$ , for to the right of the topological line we have

$$R_i^+ = \bigcap_{\substack{j \leq i \\ \text{slope}(m_j) \geq \text{slope}(m_i)}} \text{below}(m_j) \cap \bigcap_{j > i} \text{above}(m_j) ,$$

$$R_i^- = \bigcap_{j \leq i} \text{below}(m_j) \cap \bigcap_{\substack{j > i \\ \text{slope}(m_j) < \text{slope}(m_i)}} \text{above}(m_j) , \text{ and}$$

$$R_i = \bigcap_{j \leq i} \text{below}(m_j) \cap \bigcap_{j > i} \text{above}(m_j) .$$

The above relation follows, since the doubly indexed intersection in the formula for  $R_i^+$  simplifies to  $\text{below}(m_i)$ , and that in the formula for  $R_i^-$  simplifies to  $\text{above}(m_{i+1})$ . This relation, and its more obvious analog  $C = T^+(C) \cap T^-(C)$  will be useful to us in the sequel.

### 3. The topological plane sweep

We now come to the central part of this paper, which is the treatment of the updating required by the elementary steps of the previous section. Our goal is to design data structures for representing cuts and horizon trees, plus some auxiliary information needed for the implementation of the topological plane sweep. In the following we use a PASCAL-like notation for expressing these structures. As it turns out, we need only very simple data structures for this problem.

- $E[1 : n]$  is the array of line equations:  $E(i) = (a_i, b_i)$ , if the  $i$ th line of  $H$ ,  $\ell_i$ , is  $y = a_i x + b_i$ .
- $HTU[1 : n]$  is an array representing the upper horizon tree.  $HTU[i]$  is a pair  $(\lambda_i, \rho_i)$  of indices indicating the lines that delimit the segment of  $\ell_i$  in the upper horizon tree to the left and to the right, respectively. If this segment is the leftmost on  $\ell_i$  we set  $\lambda_i = -1$ ; if it is rightmost on  $\ell_i$  we set  $\rho_i = 0$ .
- $HTL[1 : n]$  represents the lower horizon tree and is defined similarly.
- $I$  is a set of integers, represented as a stack. If  $i$  is in  $I$ , then  $c_i$  and  $c_{i+1}$  share a common right endpoint.
- $M[1 : n]$  is an array holding the current sequence of indices that form the lines  $m_1, m_2, \dots, m_n$  of the cut.
- $N[1 : n]$  is a list of pairs of indices indicating the lines delimiting each edge of the cut.  $N[i]$  thus encodes the endpoints of the edge on  $M[i]$ . The same convention as that above is used for missing endpoints.

Of course there is nothing categorical about these structures.<sup>1</sup> The same information can be represented in many equivalent ways. For our example arrangement and cut in Figure 2-1, the contents of our data structure would be as in Figure 3-1.

$E: (a_1, b_1)$	$HTU: (-1, 2)$	$HTL: (-1, 0)$
$(a_2, b_2)$	$(-1, 5)$	$(-1, 1)$
$(a_3, b_3)$	$(5, 4)$	$(5, 1)$
$(a_4, b_4)$	$(5, 0)$	$(5, 3)$
$(a_5, b_5)$	$(3, 0)$	$(3, 1)$
$I: 4$	$M: 1$	$N: (-1, 2)$
1	2	$(-1, 1)$
	5	$(3, 1)$
	3	$(5, 4)$
	4	$(5, 3)$

Figure 3-1. The state of our structures for the arrangement and cut of Figure 2-1.

<sup>1</sup> In an actual implementation we need not store the left endpoints of segments in the horizon trees or the cut. This will save an additional  $3n$  words of storage.

We begin by describing how the upper and lower horizon trees can be constructed in  $O(n)$  total time for the leftmost cut—under the assumption that the lines of  $H$  (i.e., the array  $E$ ) have been given to us sorted in slope order. It is easy to see that, for the leftmost cut, the upper horizon tree consists of a segment on each line extending from left infinity till the first intersection with a line of larger slope is encountered.

This observation makes the construction of the upper horizon tree easy, if we insert the lines into our structure one at a time in order of decreasing slope. Assume that lines  $\ell_{i+1}, \ell_{i+2}, \dots, \ell_n$  have already been inserted. These lines form an “upper bay” that  $\ell_i$  has to hit. See Figure 3-2.

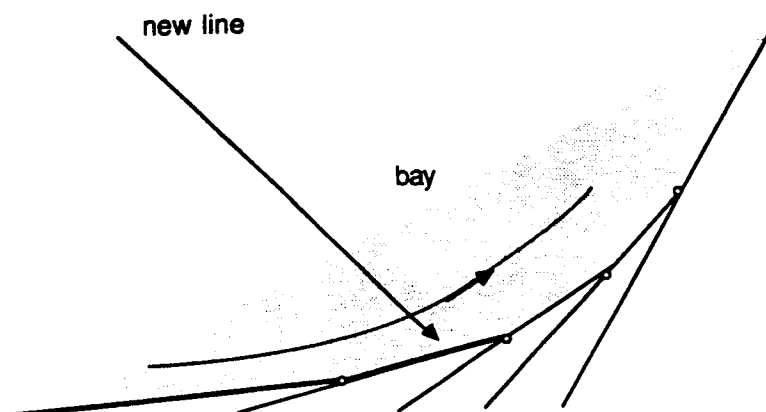


Figure 3-2. Initialization of HTU.

We can compute where  $\ell_i$  hits this bay by traversing it in *counterclockwise* order. The advantage of doing this is that each edge we pass over ceases to be part of the bay, so it need never be looked at again. When we come to the edge that  $\ell_i$  hits, we simply have to break it into two parts and update the bay and *HTU* structures by inserting the appropriate segment of  $\ell_i$  into them. The linearity of this method is obvious.

Note that by combining the information contained in *HTU* and *HTL* for the leftmost cut we can easily obtain in linear time the structures  $N$  and  $I$ . The leftmost segment of each line—which is the appropriate edge for the leftmost cut—is the shorter of the segments of the line in *HTU* or *HTL*. Once  $N$  is known  $I$  can be trivially obtained. Thus initialization for all our structures is possible in  $O(n)$  time.

How is an elementary step to be implemented using our structures? Suppose that we pop the stack  $I$  and get the index  $i$ . We know that  $c_i$  and  $c_{i+1}$  share a common right endpoint  $V$ , and therefore we can do an elementary step at  $V$ . Denote by  $\sigma$  the  $s$  segments *after* the elementary step. Let us first consider how *HTU* has to change; see Figure 3-3. The change from  $s_{i+1}^+$  to  $\sigma_i^+$  is easy: the part of  $s_{i+1}^+$  to the left of  $V$  is simply cut off. The change, however, from  $s_i^+ = c_i$  to  $\sigma_{i+1}^+$  requires a good deal of computation.

Just as in the initialization part, we have to compute where the extension of line  $m_i$  to the right hits the bay of the upper horizon tree delimited by  $c_{i+1}$  and  $c_{i+2}$ . And, as during initialization, we do this by traversing the bay starting at  $c_{i+2}$  and proceeding in a counterclockwise order, till an intersection of an edge of the bay with  $m_i$  is encountered. Note that  $m_i$  *must* hit this bay, since  $c_{i+2}$  is below  $c_i$  and therefore below  $m_i$ , yet the bay in question connects to  $\sigma_i^+$  which is above the line  $m_i$ , as in Figure 3-3. Once the proper intersection of



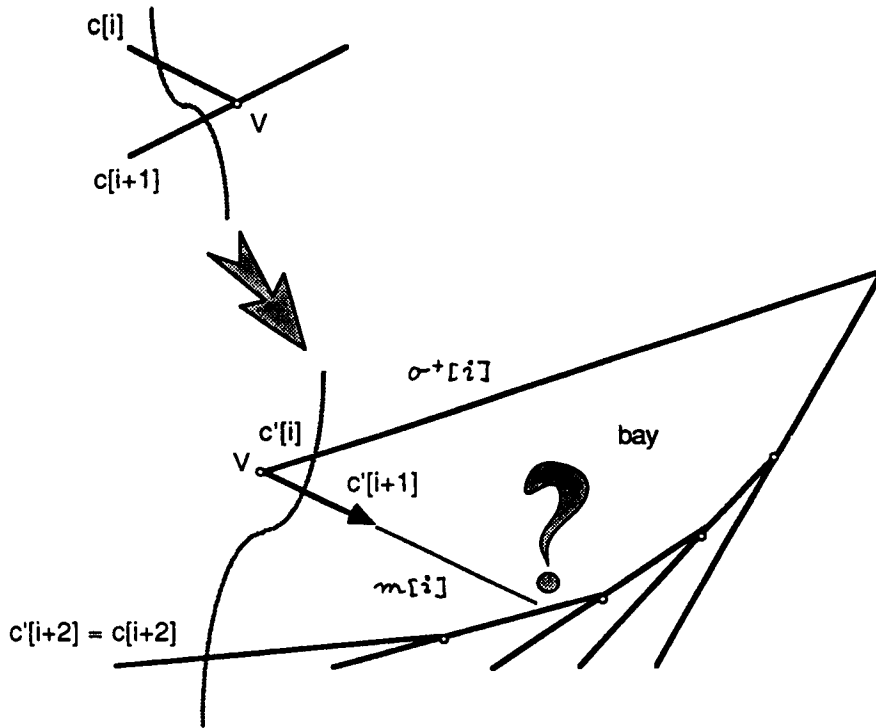


Figure 3-3. Updating the upper horizon tree.

$m_i$  and the bay above is determined, updating the *HTU* can be done in  $O(1)$  time. Thus *HTU* can be updated in a total cost of  $O(n)$  per elementary step.

Since  $c_i = s_i^+ \cap s_i^-$  (as follows from the remarks at the end of the previous section) the new  $N$  is easily obtained after the horizon trees are available. The same holds for  $I$ , while  $M$  can be trivially updated. Thus the overall cost in time for an elementary step is linear in the worst case (examples attaining this can be readily constructed).

The structures for our example, after an elementary step at  $i = 4$  become (see Figure 3-4):

$E$ : same	$I$ : 1	$HTU$ : (-1, 2)	$HTL$ : (-1, 0)	$M$ : 1	$N$ : (-1, 2)
		(-1, 5)	(-1, 1)	2	(-1, 1)
		(4, 0)	(4, 1)	5	(3, 1)
		(3, 0)	(3, 1)	4	(3, 1)
		(3, 0)	(3, 1)	3	(4, 1)

Figure 3-4. The structures of Figure 3-1, after an elementary step at 4.

What is the overall cost in time for pushing the leftmost cut all the way to the rightmost? Since there are  $O(n^2)$  elementary steps and each step can cost  $O(n)$ , we get a total bound of  $O(n^3)$ , which is too large. We desire an  $O(n^2)$  total bound—or an  $O(1)$  bound per update, in the amortized sense. In order to obtain this bound we will need a few facts about arrangements first.

Consider an arrangement  $\mathcal{A}(H)$  of size  $n$  and let  $\ell$  be a line in  $H$ . We will obtain a linear bound for the total cost of all bay traversals required during updates to the upper horizon tree which involve elementary steps at points of  $\ell$ . The argument that follows is similar to that used in [CGL] or [EOS] to prove that in an arrangement the total size of all regions bordering a specific line, such as  $\ell$ , is linear.

**Lemma 3.1.** *In an arrangement  $\mathcal{A}(H)$  of  $n$  lines, the total number of all edges traversed in the upper horizon tree while performing elementary steps at the vertices lying on line  $\ell$  in  $H$  is  $O(n)$ .<sup>1</sup>*

**Proof:** Consider the particular bay depicted in Figure 3-5 associated with the elementary step at vertex  $V$  on the line  $\ell$ . We traverse the sequence of edges  $a, b$ , etc., proceeding in a counterclockwise fashion, till we come to the edge  $e$  intersected by  $\ell$ . How are we to account for the cost of traversing these edges? The first and last edges of such a traversal, such as  $a$  and  $e$  in our example, are easy to deal with. There are exactly  $n - 1$  elementary steps performed on vertices of  $\ell$ , so the number of bays traversed in total is only  $n - 1$  as well. The first and last vertex of each bay traversal can therefore be charged to the corresponding elementary step vertex.

Each bay is a convex sequence of edges of monotonically increasing slope, so it contains at most one vertex where there is a supporting line parallel to  $\ell$ . In our example of Figure 3-5 this is vertex  $X$ : all edges of the bay before  $X$  have smaller slope than  $\ell$ , and all edges after  $X$  have higher slope than  $\ell$ . We will charge the traversal of an edge  $m$  to the line containing the *previous* edge if the slope of  $m$  is *less* than that of  $\ell$ , otherwise we will charge it to the line containing the *next* edge. This leaves the last, and possibly the first, edges of the bay without anyone to charge, but these edges have already been accounted for separately. In our example,  $b$  charges  $a$ , while  $c$  charges  $d$ , and  $d$  charges  $e$ .

We now claim that a particular line can be charged at most once in all the bay traversals associated with  $\ell$ . We deal first with the case of a line such as  $d$ , whose slope is greater than  $\ell$ . Figure 3-5 depicts a situation where line  $d$  is charged by a preceding edge  $c$ . Suppose that this is the last time line  $d$  will be charged during the traversals under consideration. Note also that, as a consequence of our charging scheme, any line charging  $d$  must have slope between those of lines  $\ell$  and  $d$ .

By the remark at the end of Section 2, each bay of interest in the upper horizon tree bounds a region formed by the intersection of the half-plane below  $\ell$  with all the half-planes above the lines following  $\ell$  in the current cut. At the current elementary step, the intersection  $Y$  of  $c$  and  $d$ , and the intersection of  $c$  with  $\ell$  have not been traversed yet. Therefore, in all earlier cuts during the topological sweep, lines  $\ell, c$ , and  $d$  will occur in the cut in that order. This implies that, during the bay traversals associated with these earlier cuts, the portion of the line  $d$  to the left of  $Y$  is shielded by  $c$  and therefore cannot be part of any bay and receive charges. The portion of  $d$  to the right of  $Y$  cannot be charged either. For this to happen, there must be a line  $c'$  intersecting  $d$  to the right of  $Y$ , as part of an earlier bay. But, by our slope condition,  $c'$  must intersect  $\ell$  below the current bay's intersection with  $\ell$  at  $W$ . It follows that  $c'$  occurs below  $\ell$  in the current cut and therefore  $c'$  shields  $Y$  from being in the current bay — a contradiction.

An entirely analogous argument holds for lines, such as  $a$ , of slope less than  $\ell$ . Only now we look at the first time such a line is charged during the bay traversals associated with propagating  $\ell$ , and then argue that at no later time can our line be charged again. This completes our proof of the linearity of the total size of the bay traversals performed during all elementary steps lying on a given line  $\ell$ . ■

<sup>1</sup> The implied constant is  $\leq 10$ . See the references mentioned above.

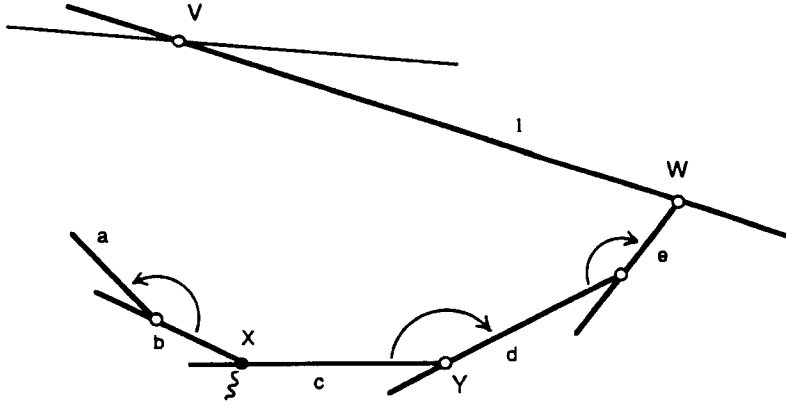


Figure 3-5. An accounting scheme for bay traversal.

This lemma implies that the total cost of updating the upper horizon tree during the topological sweep is  $O(n^2)$ . An analogous argument holds for the lower horizon tree. Thus we have shown that we can push our cut from the left all the way to the right in  $O(n^2)$  time. At any one time the storage used by our algorithm is  $O(n)$ , as all our data structures are of linear size.

**Theorem 3.2.** *The total cost of updating HTU (or HTL) through all the elementary steps is  $O(n^2)$ . Therefore the topological sweep can be carried out in  $O(n^2)$  time and  $O(n)$  extra storage.*

We remark that the same amortized bound will be obtained if we traverse each bay in the opposite direction. In the case of the upper horizon tree, for example, we could start at the elementary step vertex  $V$ , and then proceed clockwise around the bay, till the intersection of the bay with  $m_i$  is encountered—see Figure 3-3. This requires different and more elaborate data structures, but the proof of the quadratic bound is somewhat simpler, as we now briefly explain. In the horizon tree, number the bays associated with the cut as 1 to  $n - 1$ , from top to bottom. Define the weight of an edge bounding a bay from below to be the number of the bay right above it. The weight of the whole horizon tree is then simply the sum of all the weights assigned to its edges. For the leftmost cut, the weight of the upper horizon tree is easily seen to be  $O(n^2)$ . At each elementary step, the traversed edges transfer to a bay numbered one less, except for the intersected edge that is split among the two bays. The cost of the step can then be accounted for by a fixed charge per step plus a decrease in the tree weight. We omit the details.

#### 4. Coping with degeneracies

This section proposes a method that in a fashion eliminates all degenerate cases, such as parallel lines or multiple concurrent lines, thus relieving the programmer of the tedious task of coding these cases. Of course, we have to pay something for the elimination, and the price is carefully written primitive procedures that treat two parallel lines as non-parallel and

three concurrent lines as non-concurrent. This entails the occurrence of zero-length edges and vertices at infinity in the arrangement. It is crucial for this method that this simulation of non-degenerate cases be done in a consistent way. For an earlier occurrence of this general idea see Edelsbrunner [E].

The primitive procedures use the indices 1 through  $n$  assigned to the lines for their computations. Let line  $\ell_i$  be given by the equation

$$a_i x + b_i y + c_i = 0,$$

for  $1 \leq i \leq n$  and  $(a_i, b_i) \neq (0, 0)$ . We define another line

$$\ell_i(\varepsilon): a'_i x + b'_i y + c'_i = 0,$$

with  $a'_i = a_i + \varepsilon^{2^{3i}}$ ,  $b'_i = b_i + \varepsilon^{2^{3i-1}}$ , and  $c'_i = c_i + \varepsilon^{2^{3i-2}}$ , for  $\varepsilon > 0$  small enough. All decisions, like whether or not  $\ell_i$  intersects  $\ell_j$  above  $\ell_k$  etc., are based on  $\ell_i(\varepsilon)$  instead of on  $\ell_i$ . Consequently, the computation simulates the sweep of arrangement  $\mathcal{A}(H(\varepsilon))$ , with  $H(\varepsilon) = \{\ell_i(\varepsilon) \mid 1 \leq i \leq n\}$  and  $\varepsilon > 0$  but small enough. It is not hard to prove that  $H(\varepsilon)$  contains no two parallel and no three concurrent lines. All manipulations of coordinates can be reduced to determining the signs of determinants of the form

$$\det \begin{pmatrix} a'_i & b'_i & c'_i \\ a'_j & b'_j & c'_j \\ a'_k & b'_k & c'_k \end{pmatrix},$$

which can be done without specification of any particular value for  $\varepsilon$ . To this end, however, all multiplications must be performed without any loss in precision; equivalently, we need to compute the power series expansion in  $\varepsilon$  of the determinant above until we encounter the first non-zero term. We plan to report elsewhere on the details.

## 5. Applications

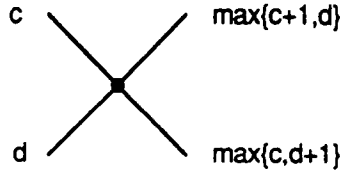
We expect that the idea of topologically sweeping a geometric scene (instead of sweeping it with a straight line) will have numerous applications in computational geometry; for instance, Nievergelt and Preparata [NP] have used a similar idea for intersecting two planar convex maps. It appears that the difficulty of applying the idea successfully to problems other than sweeping arrangements of lines is the design of efficient supporting data structures. In this section we address problems that can be formulated in terms of arrangements, or that relate to such problems by some geometric transformation; in all cases we are able to obtain an improvement over the previously known space or time bounds.

### 5.1. Convex subsets of configurations and paths in arrangements

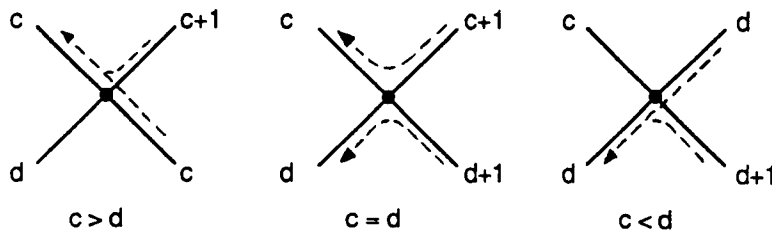
Let  $H$  be a set of  $n$  lines in general position in  $E^2$ . A *monotone path*  $\pi$  of  $\mathcal{A}(H)$  is a connected subset of alternating edges and vertices of  $\mathcal{A}(H)$  such that every vertical line intersects  $\pi$  in exactly one point. Therefore  $\pi$  is unbounded. A vertex  $p$  of  $\pi$  is a *turn* if the two incident edges are not collinear. We define the *length* of  $\pi$  as the number of turns plus one.

**Problem 5.1.1.** Compute a longest monotone path of  $\mathcal{A}(H)$ .

Sharir [Sh] has shown that there are arrangements of  $n$  lines with monotone paths of length  $\Omega(n\sqrt{n})$ ; no non-trivial upper bound is currently known. To compute a longest path, we sweep  $\mathcal{A}(H)$  topologically and for each edge  $e$  in the current cut we maintain a longest path which extends from  $e$  towards the left: the edge  $e$  holds the number of turns of this path and



(a)  $c$  and  $d$  are the counts of the predecessor edges



(b) the backward pointers

Figure 5-1. Rules for updating longest monotone paths.

a pointer to its predecessor edge on this path. The rules for maintaining this information are illustrated in Figure 5-1.

**Theorem 5.1.1.** *The length of the longest monotone path in an arrangement of  $n$  lines in  $E^2$  can be found in  $O(n^2)$  time and  $O(n)$  storage.*

It is interesting that the topological sweep does not maintain enough information to allow us to extract the actual longest path directly, for we cannot afford to keep around the predecessor pointers for all edges of the arrangement and still have linear storage. Without predecessor pointers, we can still backtrack by running a complete sweep up to each desired edge. This clearly is a time-consuming process, so what we do instead is to save various snapshots of the data structures used by the algorithm at certain moments; in this way we can avoid having to rerun the algorithm from the beginning for each step of backing up we need to do.

The specific method that we use can be formulated in terms of the problem of backing up from a state  $t$  of the sweep to an earlier state  $s$  in the linear ordering of all states visited by the algorithm. We identify each state with its rank in this ordering. Initially we have saved states  $s$  and  $t$ ; we now wish to deduce the sequence of nodes defining the longest path between  $s$  and  $t$ . Note that if we have saved a state of the sweep, then we can easily extract the current (last) node of the longest path in this state. Let  $m$  denote the state halfway between  $s$  and  $t$ . In order to back up from  $t$  to  $s$  we proceed as follows: first go forward from  $s$  to  $m$  and save state  $m$ ; then recursively back up from  $t$  to  $m$ ; then output the current node on the longest path in snapshot  $m$ ; and finally recursively back up from  $m$  to  $s$ . To find the longest path we apply this recursive backing up to the initial and final states of the sweep.

The storage used by this method is the maximal number of buffers needed to hold states at any one time. The recursive structure of the algorithm makes it clear that we need  $O(\log n)$

buffers: this is the depth of the recursion stack and each invocation needs one buffer to store the halfway state. So the total space used by this method is  $O(n \log n)$ . The time for the whole procedure is of the order of  $O(n^2 \log n)$ , as follows from a standard divide-and-conquer recurrence. It is possible to analyze the time cost of this backtracking method for any given number of buffers. For example, if we are willing to use  $(n^\epsilon)$  buffers ( $O(n^{1+\epsilon})$  total storage), then we can do the backtracking in  $O(n^2)$  time. Details of this space/time trade-off will be presented in a forthcoming paper [Gu].

**Theorem 5.1.1A.** *The longest monotone path in an arrangement of  $n$  lines in  $E^2$  can be computed in  $O(n^2 \log n)$  time and  $O(n \log n + k)$  space, where  $k$  is the length of that path.*

A monotone path  $\pi$  in  $\mathcal{A}(H)$  is called *concave* if each turn of  $\pi$  is a left turn when traversed by a particle moving from left to right.

**Problem 5.1.2.** Compute a longest monotone concave path in  $\mathcal{A}(H)$ .

To solve Problem 5.1.2 algorithmically, we take the same approach as for Problem 5.1.1; we adjust only the rules for maintaining longest paths (see Figure 5-2). Even though a concave (or convex) path has length at most  $O(n)$ , the previous difficulties with storage arise again and can be removed again at the expense of a  $\log n$  factor in time and storage.

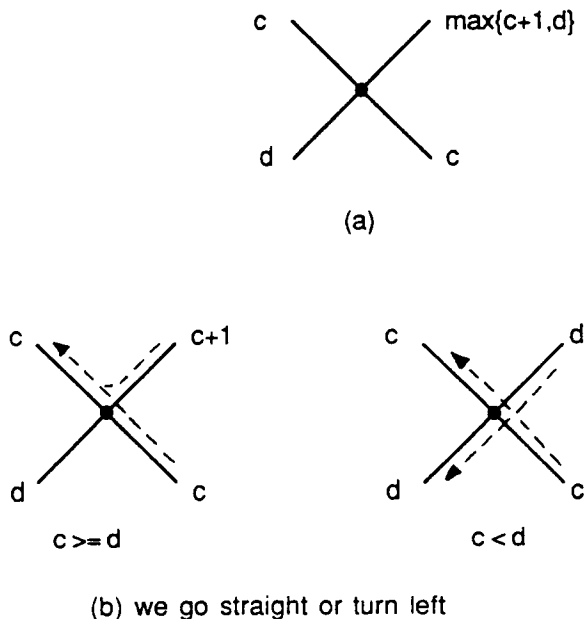


Figure 5-2. Rules for updating longest monotone concave paths.

By the duality discussed in [CGL], Problem 5.1.2 corresponds to a problem studied in combinatorial geometry. Let  $S$  be a set of points in  $E^2$  which is dual to  $H$  so that the slopes of the lines determine the  $x$ -coordinate of the points (i.e., map line  $y = ax + b$  into point  $(a, -b)$ ). Let  $T = \{(a_1, b_1), \dots, (a_k, b_k)\}$  be a subset of  $S$  such that  $a_i < a_{i+1}$ . We say  $T$  is a *concave* chain of length  $k$  if  $\frac{b_{i+1}-b_i}{a_{i+1}-a_i} < \frac{b_{i+2}-b_{i+1}}{a_{i+2}-a_{i+1}}$ , and  $T$  is a *convex* chain if  $\frac{b_{i+1}-b_i}{a_{i+1}-a_i} > \frac{b_{i+2}-b_{i+1}}{a_{i+2}-a_{i+1}}$ , for  $1 \leq i \leq k - 2$ .

**Problem 5.1.2A.** Compute a longest concave (or convex) chain of  $S$ .

Erdős and Szekeres [ES1, ES2] have shown that every non-degenerate set of at least  $\binom{2k-4}{k-2} + 1$  points in  $E^2$  has a convex or concave chain of length  $k$ , but this is not true for  $\binom{2k-4}{k-2}$  points. By duality, the points in a convex (or concave) chain correspond to the lines that support edges of a monotone concave (or convex) path in the dual arrangement.

**Theorem 5.1.2.** *The length of the longest concave (or convex) chain in a set of  $n$  points in  $E^2$  can be found in  $O(n^2)$  time and  $O(n)$  storage. To extract the actual path an extra  $\log n$  factor must be paid in both time and storage. Alternatively, we can extract the actual path by paying an extra factor of  $O(n)$  in time while keeping the storage linear.*

Building on this result, we attack a related problem. If  $S$  denotes a non-degenerate set of  $n$  points in  $E^2$ , we call a subset  $T$  of  $S$  *convex* if each point of  $T$  appears as a vertex of the convex hull of  $T$ . Again Erdős and Szekeres [ES1, ES2] have demonstrated the existence of  $2^{k-2}$  points in  $E^2$  without a convex subset of cardinality  $k$ . They conjecture that every non-degenerate set of  $2^{k-2} + 1$  points contains such a convex subset.

**Problem 5.1.3.** Compute a largest convex subset of  $S$ .

Suppose that  $p$  is the leftmost point of a convex subset  $T$  of  $S$ . There is a projective transformation which maps  $p$  into a point with infinite  $y$  coordinate and  $T - \{p\}$  into a concave chain. Conversely, if subset  $U$  maps into a concave chain then  $U \cup \{p\}$  is a convex subset of  $S$  with leftmost point  $p$ . To solve problem 5.1.3 we thus solve  $n$  instances of Problem 5.1.2A. To extract the actual largest convex subset, we use the brute-force backtracking strategy, but only for the “winning” leftmost point  $p$ . This backtracking takes  $O(n^3)$  time, since the largest convex subset consists of at most  $n$  points. This improves the storage bound in the result of Chvatál and Klineček [CK] who gave an algorithm that runs in  $O(n^3)$  time and  $O(n^2)$  storage.

**Theorem 5.1.3.** *The largest convex subset of a set of  $n$  points in  $E^2$  can be found in  $O(n^3)$  time and  $O(n)$  storage.*

A convex subset  $T$  of  $S$  is called *empty* if no point of  $S$  belongs to the interior of the convex hull of  $T$ . By a result of Harborth [Ha], every 10 points (no three collinear) in  $E^2$  have an empty convex subset of size 5, and by Horton [Ho] there are sets with arbitrarily many points but without an empty convex subset of size 7. The largest known set without an empty convex subset of size 6 comprises 20 points and was found using an algorithm that finds the largest empty convex subset of  $n$  points in  $O(n^3)$  time and  $O(n^2)$  storage; see Avis and Rappaport [AR].

**Problem 5.1.4.** Compute a largest empty convex subset of  $S$ .

Let  $T$  be an empty convex subset of  $S$  with leftmost point  $p$ . By the same projective transformation as that used above,  $p$  is mapped into a point with infinite  $y$  coordinate and  $T$  is mapped into an *empty* concave chain, that is, the image of no point in  $S$  lies vertically above any edge of the chain. So we try to compute a longest empty concave chain of  $S$ . An edge  $e = (p, q)$  is *forbidden* if there is a point  $r$  vertically above  $e$ . In dual space  $p, q$  and  $r$  correspond to three lines  $p', q', r'$  such that  $p'$  and  $q'$  intersect above  $r'$  and the slope of  $r'$  lies between the slopes of  $p'$  and  $q'$ . To compute a longest empty concave chain, we use the

same algorithm as for Problem 5.1.3 with one modification: a turn (in the dual arrangement) is taken only if it is allowed, that is, if it does not correspond to a forbidden edge in  $S$ . Figure 5-2A shows a forbidden turn and illustrates how we can efficiently distinguish between forbidden and allowed turns: for each line  $h$  remember the steepest line less steep than  $h$  whose intersection with  $h$  was processed—call it  $f(h)$ . A left-turn from line  $g$  to line  $h$  is now forbidden if and only if  $f(h)$  is steeper than  $g$ .

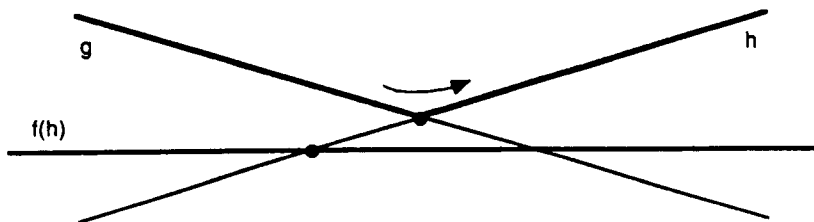


Figure 5-2A. A forbidden turn from  $g$  to  $h$ .

Maintaining this extra information for each line costs constant time per edge, which implies

**Theorem 5.1.4.** *The largest empty convex subset of a set of  $n$  points in  $E^2$  can be found in  $O(n^3)$  time and  $O(n)$  storage.*

### 5.2 Stabbing line segments

Let  $S$  be a set of  $n$  closed and bounded line segments in  $E^2$ , not necessarily disjoint. For clarity and convenience, we assume that the  $2n$  endpoints are in general position. We consider two stabbing problems for  $S$ :

**Problem 5.2.1.** Find a line that cuts the maximal number of segments in  $S$ .

**Problem 5.2.2.** Find a line that cuts no segment and such that the absolute value of the numbers of segments above the line minus the number of segments below is a minimum.

In dual space a segment (with two endpoints) corresponds to a pair of lines; a line cuts the segment if its dual point lies in a specified double wedge of the two lines. (If the mapping above is used, then the point belongs to the double wedge which avoids the vertical line through the intersection of the two lines; see Figure 5-3.)

Let  $H$  be the set of  $2n$  lines dual to the endpoints of the segments in  $S$ . If the dual points of two lines  $l_1$  and  $l_2$  fall into the same region of arrangement  $\mathcal{A}(H)$ , then  $l_1$  and  $l_2$  intersect the same segments, and therefore the same number of segments. To solve Problem 5.2.1 we compute for each region of  $\mathcal{A}(H)$  the number of segments cut by a line dual to a point of the region. This piece of information is best computed when the region is first encountered during a topological sweep (see Figure 5-4 for the five cases occurring). Each manipulation can be carried out in constant time. Therefore we can improve results obtained in [EOW] by a factor of  $n$  in storage.



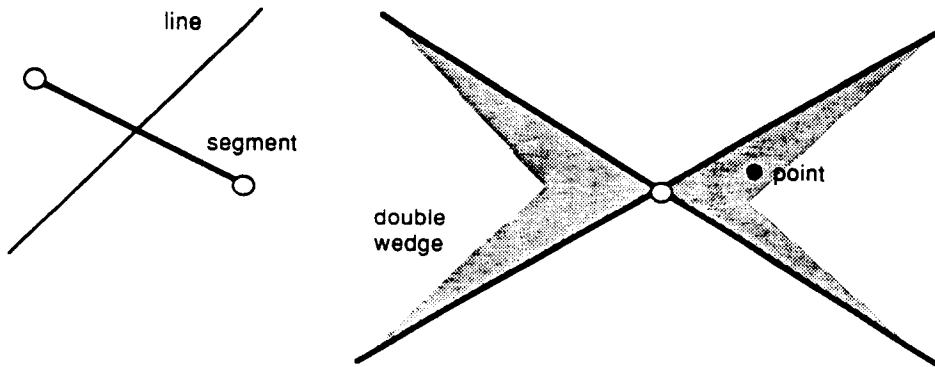


Figure 5-3. The dual of line segment

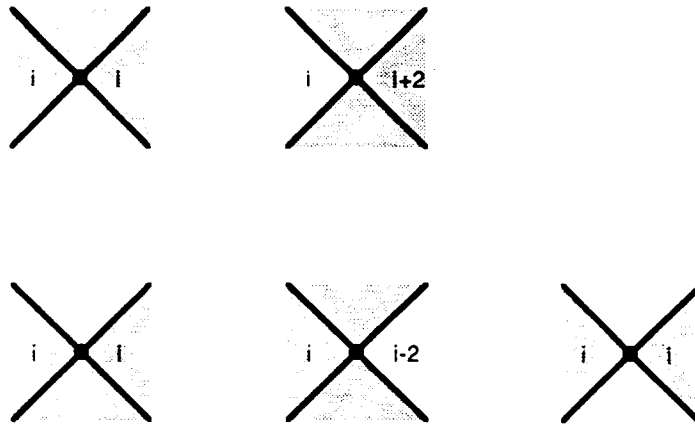


Figure 5-4. The number of segments cut by a line in dual space.

**Theorem 5.2.1.** *A line that cuts the maximum number of  $n$  given line segments in  $E^2$  can be found in  $O(n^2)$  time and  $O(n)$  storage.*

To solve Problem 5.2.2, we compute for each region the number of segments in  $S$  which lie above a corresponding line and the number which are cut by this line. Again, this information can be propagated in constant time from one region to the next during the topological sweep.

**Theorem 5.2.2.** *A line that avoids all of a given set of  $n$  segments in  $E^2$  and produces a best balance between the numbers of segments on either side can be found in  $O(n^2)$  time and  $O(n)$  storage.*

It is interesting to note that the methods above do not work for the following seemingly related problem originating in Lee and Preparata [LP]: For  $n$  segments in  $E^2$  find a direction

(if it exists) such that no two shadows intersect if light is shed from this direction. Sweeping the dual arrangement with a topological line, instead of a straight one, is not an adequate substitute in this case.

### 5.3 Visibility problems for non-intersecting line segments

Let  $S$  be a set of  $n$  relatively open, bounded and pairwise non-intersecting segments in  $E^2$ , and  $P$  the set of their  $2n$  endpoints. We define the *visibility graph*  $V_S$  as follows:

- (i) the endpoints of the segments are the nodes of  $V_S$ , and
- (ii) for endpoints  $v, w$  the undirected edge  $\{v, w\}$  is an edge of  $V_S$  if the straight segment connecting  $v$  and  $w$  avoids all segments in  $S$  (see Figure 5-5).

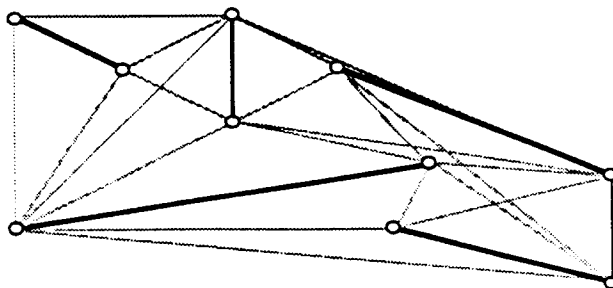


Figure 5-5. Visibility graph for five segments.

Visibility graphs have been used for computing shortest paths between points that avoid all segments in  $S$  [L, AA]: the single-source shortest path algorithm of Dijkstra [AHU] gives a method for finding such a path between two arbitrary points in time proportional to the number of edges in  $V_S$  (see also [FT]). To construct  $V_S$ , we follow the approach of Welzl [W], which can be described intuitively as follows.

Imagine that each point  $p$  in  $P$  is equipped with a ray  $r(p)$  rooted at  $p$  and rotating around  $p$  counterclockwise through  $180^\circ$ , from pointing down to pointing up. At each point in time,  $p$  stores the segment  $s(p)$  that intersects  $r(p)$  closest to  $p$ . When  $r(p)$  sweeps over a point  $q$  in  $P$  then  $s(p)$  may possibly change. (If we assume that no collinearities are present among the points in  $P$ , then four cases can occur; see Figure 5-6.)

Algorithmically, it is straightforward to distinguish the four cases (given  $p, q, s(p)$  and  $s(q)$ ) and to make the necessary changes in constant time, given that  $s(p)$  and  $s(q)$  are correct when the ray  $r(p)$  reaches  $q$ . We are left with a scheduling problem: how to schedule the crossings of all  $2n$  rays over all  $2n$  points in such a way that  $s(p)$  and  $s(q)$  are correct when the crossing of  $r(p)$  over  $q$  is processed. Fortunately, if we look at the dual, the consistency requirement becomes simply the left-to-right rule satisfied by the topological sweep.

We write  $p \rightarrow q$  for the event that  $r(p)$  crosses over  $q$ . Thus, the algorithm processes a sequence  $(e_1, \dots, e_m)$  of events, with  $m \leq \binom{2n}{2}$ . Let  $x$  be the last point encountered by  $r(q)$  just before it becomes parallel to the line through  $p$  and  $q$ , and let  $y$  be the first one encountered after that. If  $e_i = [q \rightarrow x]$  is scheduled before  $e_j = [p \rightarrow q]$  and this is scheduled

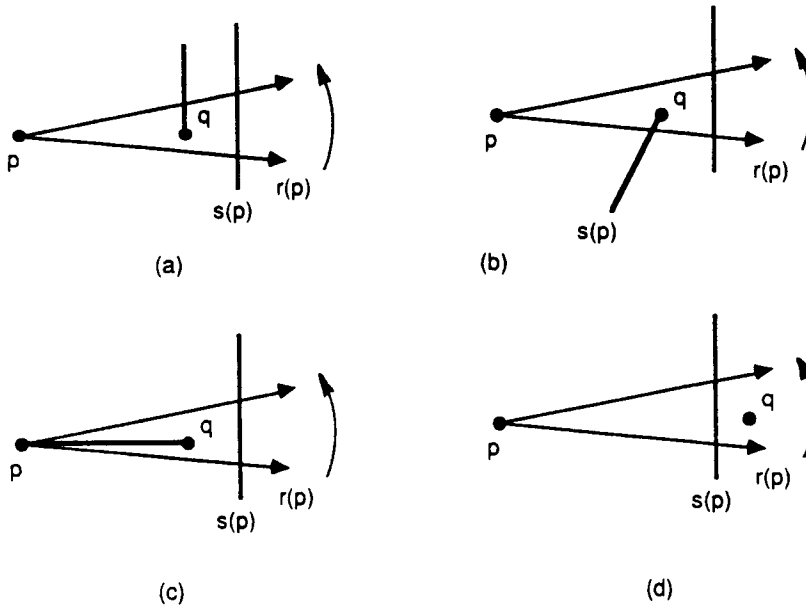


Figure 5-6. The situations when  $s(p)$  may change. In cases (c) and (d),  $s(p)$  remains unchanged; in case (a), the segment with endpoint  $q$  becomes the new  $s(p)$ , and in case (b), the second closest segment becomes  $s(p)$ .

before  $e_k = [q \rightarrow y]$  (that is, if  $i < j < k$ ) then  $s(q)$  will have the correct value when  $p \rightarrow q$  is processed.

Let now  $H$  be the set of  $2n$  lines which are dual to the points in  $P$ . An event  $p \rightarrow q$  corresponds to the intersection of the lines that correspond to  $p$  and  $q$ . For a point  $p$  let  $(l_1, \dots, l_{2n-1})$  be the sequence of lines connecting  $p$  with other points such that the slope of  $l_i$  is smaller than that of  $l_{i+1}$ , for  $1 \leq i \leq 2n - 2$ . This sequence corresponds to the sequence of intersections of the line dual to  $p$  with the other  $2n - 1$  lines in  $H$ , sorted from left to right. The restriction above on schedules of events thus translates to:

If  $v$  and  $w$  are two vertices of  $\mathcal{A}(H)$  which lie on a common line of  $H$  and  $v$  is further left than  $w$ , then the event defined by  $v$  is to be processed before the one defined by  $w$ .

Let  $G$  be the directed graph with the vertices of  $\mathcal{A}(H)$  as nodes and an arc from  $v$  to  $w$  if  $v$  and  $w$  are endpoints of a common edge in  $\mathcal{A}(H)$  and  $v$  is further left than  $w$ . Any topologically sorted sequence of  $G$ 's nodes (see [Kn]) gives a sequence of events that allows us to process a single event in constant time, as illustrated above; the sweep algorithm of Section 3 provides exactly such a sequence. The theorem below improves the result of Welzl and Asano et al. [W, AA] as far as the amount of storage is concerned: their methods need quadratic storage since they construct  $\mathcal{A}(H)$  explicitly.

**Theorem 5.3.1.** *The visibility graph of a set of  $n$  non-intersecting segments in  $E^2$  can be*

*constructed in  $O(n^2)$  time and  $O(n)$  storage (not including the storage needed for the edges of the graph).*

We now turn to a problem that can be solved by methods similar to the ones used to construct the visibility graph  $V_S$ :

**Problem 5.3.2.** Identify the segments of  $S$  that are hidden from another segment  $s_0$ .

**Proof:** Omitted. ■

Formally, we say that a segment  $s$  is *hidden from*  $s_0$  if there is no relatively open line segment which avoids  $S$  and has its endpoints on the closures of  $s$  and  $s_0$ . For an endpoint  $p$  of any segment in  $S$  and every angle  $\alpha$ ,  $0 \leq \alpha < 2\pi$ , we let  $r_\alpha(p)$  be the ray that starts at  $p$  and forms an angle  $\alpha$  with the  $x$ -axis. Then we define  $s_\alpha(p)$  as the segment in  $S \cup \{s_0\}$  which intersects  $r_\alpha(p)$  closest to  $p$  (if such a segment exists).

**Lemma 5.3.2.** *Segment  $s$  of  $S$  is not hidden from  $s_0$  if and only if  $s_0$  is visible from an endpoint of  $s$  or there is an endpoint  $p$  of another segment in  $S$  and an angle  $\alpha$  such that  $s = s_\alpha(p)$  and  $s_0 = s_{-\alpha}(p)$ .*

For each endpoint  $p$  of any segment in  $S$ , the algorithm maintains two rays leaving  $p$  in opposite directions together with the segments hit first by these rays. If  $s_0$  is one of these segments then the other one is not hidden from  $s_0$ . All details in the maintenance of this information are as in the construction of the visibility graph. This process in fact lets us compute the visible pieces from  $s_0$  of each segment.

**Theorem 5.3.3.** *The segments of  $S$  hidden from segment  $s_0$  can be identified in  $O(n^2)$  time and  $O(n)$  storage.*

## 5.4 Minimum area triangles

Let  $S$  be a set of  $n$  points in  $E^2$ . Any three points  $p, q, r$  of  $S$  define a triangle  $t_{p,q,r}$  with area  $A_{p,q,r}$ . We consider

**Problem 5.4.1.** Determine points  $p, q, r$  of  $S$  such that  $A_{p,q,r}$  is minimum.

If points  $p$  and  $q$  are fixed then  $r$  is a point closest to the line  $\ell$  through  $p$  and  $q$ . It follows that  $\ell$  can be moved continuously into a position where it contains  $r$  without passing through any point of  $S$ . In the dual arrangement the line  $\ell$  containing  $p$  and  $q$  corresponds to a vertex  $v$  and point  $r$  corresponds to a line that bounds a region with  $v$  on its boundary. Following [CGL, EOS], we propose the following algorithm: for each region of the dual arrangement, test all vertex-edge pairs on the boundary, that is, compute the corresponding triangle and record it if its area is the current minimum. As shown in [CGL, EOS],  $O(n^2)$  triangles are tested. In terms of the sweep algorithm in Section 3, a region is examined when it is entered; at this point, the edges and vertices of the region can be derived in constant time each from the two horizon trees.

**Theorem 5.4.1.** *The minimum area triangle defined by  $n$  points in  $E^2$  can be determined in  $O(n^2)$  time and  $O(n)$  storage.*

This improves the  $O(n^2)$  time and storage algorithms of [CGL, EOS] and the  $O(n^2 \log n)$  time and  $O(n)$  storage algorithm of [EW]. Note that the area of the determined triangle vanishes if  $S$  contains three collinear points. A more general approach to finding degeneracies in point sets follows in subsection 5.6.

### 5.5 Enumerating faces in $d$ -dimensional arrangements

Even though we do not know how to generalize the topological sweep directly to higher dimensions, a number of problems in  $E^d$  can be attacked by using only the planar methods we have developed. In this subsection we look at the problem of listing all faces of various types in a  $d$ -dimensional arrangement.

Let  $H$  be a set of  $n$  hyperplanes in  $E^d$ . For convenience, we assume that  $H$  is non-degenerate, that is, each  $i$ -face of arrangement  $\mathcal{A}(H)$  belongs to exactly  $d - i$  hyperplanes and any  $j$  hyperplanes intersect in a  $(d - j)$ -flat (i.e., a  $(d - j)$ -dimensional linear subspace). It is also convenient to assume that  $H$  contains no hyperplanes parallel to the last coordinate axis  $x_d$ ; we visualize this axis as being “vertical”. Many problems in computational geometry, including those in the sections below, can be solved efficiently by visiting all faces of various dimensions in  $\mathcal{A}(H)$  and computing some piece of information for each face. We will show how to use topological sweeps of two-dimensional arrangements for efficiently computing this information for each cell (i.e.,  $d$ -face) of a  $d$ -dimensional arrangement. If  $i$ -faces ( $2 \leq i < d$ ) are to be visited, then we may use the same method applied to all  $i$ -flats determined by the hyperplanes. Vertices and edges can be visited by sweeping all planes (i.e., 2-flats) in the arrangement.

To visit all cells of  $\mathcal{A}(H)$ , we sweep all two-dimensional subarrangements and make use of a correspondence between cells and vertices of  $\mathcal{A}(H)$ . For a non-vertical hyperplane  $h$  given by the equation  $x_d = h_1 x_1 + \dots + h_{d-1} x_{d-1} + h_d$  define the subspaces  $h^+ : x_d > h_1 x_1 + \dots + h_{d-1} x_{d-1} + h_d$  and  $h^- : x_d < h_1 x_1 + \dots + h_{d-1} x_{d-1} + h_d$ . We associate with each cell its “lowest” vertex.

- (i) For  $\xi$  a cell in  $\mathcal{A}(H)$ , define  $v(\xi)$ , the *canonical* vertex of  $\xi$  to be the vertex  $u$  of the boundary of  $\xi$  that has the smallest  $x_d$  coordinate among all points of  $\xi$ . If there are multiple such vertices then we choose the one with smallest  $x_{d-1}$  coordinate, and so on. If no such vertex exists, then  $v(\xi)$  is undefined.
- (ii) For  $\nu$  a vertex in  $\mathcal{A}(H)$ , let  $c(\nu)$ , the *canonical* cell of  $\nu$  be the cell with  $c(\nu) \in h^-$  if  $\nu \in h^-$  and  $c(\nu) \in h^+$  if  $\nu \in h$  or  $\nu \in h^+$ , where  $h$  ranges over all hyperplanes in  $H$ . This cell is always uniquely defined because of our assumption that  $H$  contains no vertical hyperplanes.

There are two unpleasant properties of this association. First, even though for any vertex  $\nu$ ,  $v(c(\nu)) = \nu$ , it is not the case that for any cell  $\xi$ ,  $c(v(\xi)) = \xi$ . The reason is that the same vertex could be the lowest point of several cells. However, no vertex can be the canonical vertex for more than  $2^{d-1}$  cells, since we have assumed no degeneracies are present. So we can actually store with each vertex references to *all* the cells of which it is the canonical vertex. Among them, the one “right above” the vertex is its canonical cell. Second, it is clear that cells which are unbounded from below have no canonical vertex. We can deal with this problem by carrying out  $2d$  runs of the sweep  $R_1, \dots, R_{2d}$ , where the positive (negative)  $x_i$ -axis is treated as the positive  $x_d$ -axis in run  $R_{2i-1}$  ( $R_{2i}$ ), thus assuring that all cells will be reached.

Suppose that we sweep a two-dimensional subarrangement in plane  $g$  which is the intersection of  $d - 2$  hyperplanes in  $H$ . Let  $v$  and  $w$  be two vertices in this arrangement incident to a common edge; then  $v$  and  $w$  belong to  $d - 1$  common hyperplanes (i.e.,  $(d - 1)$ -flats). Let  $h_v$  and  $h_w$  be the hyperplanes not common to  $v$  and  $w$ , but which contain  $v$  and  $w$  respectively. If we assume that  $v$  already stores the necessary information  $I(v)$  (where  $I$  is application dependent) for  $c(v)$  then the information  $I(w)$  for  $c(w)$  can be computed in constant time from  $I(v)$ ,  $h_v$ ,  $h_w$ ,  $v$  and  $w$ . As an example let  $I(v)$  denote the number of hyperplanes below  $c(v)$ . Then

$$\begin{aligned}
 I(w) &= I(v) && \text{if } v \in h_w^+ \text{ and } w \in h_v^+, \text{ or } v \in h_w^- \text{ and } w \in h_v^-, \\
 I(w) &= I(v) + 1 && \text{if } v \in h_w^+ \text{ and } w \in h_v^-, \text{ and} \\
 I(w) &= I(v) - 1 && \text{if } v \in h_w^- \text{ and } w \in h_v^+.
 \end{aligned}$$

In this problem  $I$  is the same for all cells having the same canonical vertex. A simple example illustrating the various possibilities in the plane is shown in Figure 5-7.

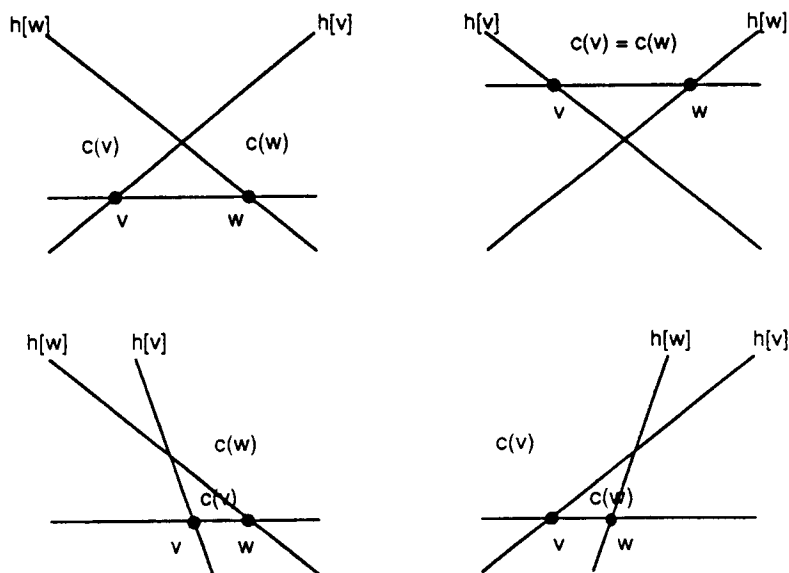


Figure 5-7. Illustration of the four cases in  $E^2$ .

To initialize the sweep of  $g$ , we might complete the information for each vertex of the initial cut using a trivial method. If we assume that a single step in the sweep costs constant time and that  $O(n)$  time is needed for each vertex, then an entire sweep costs  $O(n^2)$  time. The hyperplanes in  $H$  determine  $\binom{n}{d-2} = O(n^{d-2})$  planes, which amounts to  $O(n^d)$  time altogether. Thus it is possible to visit all faces of arrangement  $\mathcal{A}(H)$  in time proportional to its size. A fuller description is contained in a forthcoming book [E1].

### 5.6 Degeneracies in configurations

Geometrical algorithms often become complex when they have to deal with degenerate situations—the topological sweep is no exception. As we will see in this subsection, however, we can use the techniques we have developed to detect and even enumerate the degeneracies

present in a configuration of points. This might be useful knowledge before our point set is processed by other algorithms. We start with some definitions.

A set of  $i + 2$  points in  $E^d$ ,  $0 \leq i < d$ , is called an  $i$ -degeneracy if it belongs to an  $i$ -flat but to no  $(i - 1)$ -flat. A set  $S$  of  $n$  points in  $E^d$ ,  $d \geq 2$ , is *degenerate* if for some  $i$ ,  $0 \leq i < d$ , it contains an  $i$ -degeneracy.

**Problem 5.6.1.** Decide whether or not  $S$  is degenerate.

To detect  $i$ -degeneracies for  $i \leq d - 2$ , we simply test all subsets of size  $i + 2$  in  $O(n^d)$  time; so assume that  $S$  contains no degeneracies other than possibly of dimension  $d - 1$ . Assume also that no  $d$  points of  $S$  lie on a common vertical hyperplane (we can perform  $d - 1$  extra runs  $R_1, \dots, R_{d-1}$  of our algorithm, with coordinates  $x_d$  and  $x_j$  exchanged in run  $R_j$ , to guarantee that the common hyperplane is non-vertical at least once). If  $d + 1$  points of  $S$  belong to a common hyperplane (i.e., they are a  $(d - 1)$ -degeneracy) then the corresponding  $d + 1$  hyperplanes in the dual arrangement (point  $(p_1, \dots, p_d)$  is mapped into hyperplane  $x_d = 2p_1x_1 + \dots + 2p_{d-1}x_{d-1} + p_d$ ) meet in a common point  $v$ . Let  $g$  be a plane obtained by intersecting  $d - 2$  of these hyperplanes. Then  $v$  appears as the intersection of at least three lines in the two-dimensional subarrangement in  $g$ . It is worthwhile to note that the technique of Section 6 which simulates non-degeneracy during a sweep can still be applied. To detect degeneracies, however, the technique must be accompanied by a test which checks for edges of length zero.

**Theorem 5.6.1.** In  $O(n^d)$  time and  $O(n)$  storage we can decide whether or not  $n$  points in  $E^d$  are degenerate, for  $d \geq 2$ .

We can test for points lying on spheres by testing for planar degeneracies among certain transformed points. Call a set of  $i + 2$  points in  $E^d$  an  $i$ -cosphericality if these points are equidistant from a common point and belong to a common  $i$ -flat but to no  $(i - 1)$ -flat, for  $0 \leq i \leq d$ . We can use the algorithm above in order to decide whether or not a set  $S$  of  $n$  points in  $E^d$  contains a cospherical subset: For point  $p = (p_1, \dots, p_d)$ , define point  $p' = (p_1, \dots, p_d, p_1^2 + \dots + p_d^2)$  in  $E^{d+1}$ . A subset of  $i + 2$  points in  $S$  is an  $i$ -cosphericality if and only if the corresponding  $i + 2$  points in  $E^{d+1}$  are an  $i$ -degeneracy; see Guibas and Stolfi [GS] for more details of this lifting map.

We now address briefly the problem of reporting all degeneracies present in  $S$ . A subset  $T$  of  $S$  is  $i$ -degenerate if every  $i + 2$  points in  $T$  define an  $i$ -degeneracy; it is *proper* if there is no point  $p$  with  $T - \{p\}$   $(i - 1)$ -degenerate; and it is *maximal* if it is not contained in another  $i$ -degenerate subset of  $S$ . The proper and maximal degenerate subsets of  $S$  imply in a trivial way all others. Furthermore the number of such subsets can be only  $O(n^d)$  (see [E1]), so there is hope of reporting them efficiently.

**Problem 5.6.2.** For  $0 \leq i < d$ , enumerate all proper and maximal  $i$ -degenerate subsets of  $S$ .

Edelsbrunner [E1] shows how to accomplish this in  $O(n^d)$  time and space. We can decrease the storage cost to  $O(n + k)$ , where  $k$  is the total size of reported proper and maximal degenerate subsets, by using the techniques of this paper.

For example, when  $d = 2$ , we are looking to report all lines containing at least three points of  $S$ . In the dual arrangement this corresponds to reporting all vertices where three or more lines are concurrent. We can find those by modifying the algorithm of Section 3 so that the stack  $I$  contains as entries ranges of indices, where range  $[i, j]$  indicates that  $(c_i, \dots, c_j)$  have

a common right endpoint. In the representation of *HTU* or *HTL* our convention will be that we record the highest slope line terminating a tree segment  $s_i^+$  or  $s_i^-$ . This corresponds to perturbing the highest slope line by moving it parallel to itself a small distance to its left, then perturbing the next line in slope by moving it to its left by a much smaller distance, etc. An elementary step sweeping over such a multiple vertex  $[i, j]$  is now easy to handle. In updating *HTU* we just find the intersection of the bay from  $s_j^+$  to  $s_{j+1}^+$  by propagating each of the lines supporting  $c_i, \dots, c_{j-1}$  in turn. In each case we can start the search from where the previous intersection was detected. We omit here the details of this method and its counterpart in higher dimensions; our plan is to report on it elsewhere.

### 5.7 Computing ranks of points

Let  $S$  be a non-degenerate set of  $n$  points in  $E^d$ ,  $d \geq 2$ . For a point  $p$  in  $S$  and a halfspace  $U$  that contains  $p$ , we define  $r(p, U)$  as the cardinality of  $(S - \{p\}) \cap U$ . Then  $\rho(p) = \min\{r(p, U) \mid U \text{ is a halfspace that contains } p\}$  is called the *rank* of  $p$ . Applications of ranks of points can be found in statistics and other fields.

We now translate the notion of a rank into dual space. Let  $H$  be the set of dual hyperplanes, and let  $h \in H$  correspond to point  $p$  in  $S$ . Consider the  $(d-1)$ -dimensional subarrangement of  $\mathcal{A}(H)$  in  $h$ . For each facet (i.e.,  $(d-1)$ -face)  $f$  of  $\mathcal{A}(H)$  in  $h$  define

$$a(f) = |\{h \in H \mid f \in h^-\}|, \text{ and}$$

$$b(f) = |\{h \in H \mid f \in h^+\}|.$$

By definition of rank, we have  $\rho(p) = \min\{a(f), b(f) \mid f \text{ is a facet of } \mathcal{A}(H) \text{ contained in } h\}$ . Section 5.5 now implies:

**Theorem 5.7.1.** *In  $O(n^d)$  time and  $O(n)$  storage we can compute the ranks for each one of a set of  $n$  points in  $E^d$ .*

### 5.8 Best assignment for vectors in $E^d$

Let  $V = \{v_1, \dots, v_n\}$  be a set of  $n$  non-zero vectors in  $E^d$ , and let  $A$  be the set of all ordered  $n$ -tuples  $(\alpha_1, \dots, \alpha_n)$ , termed *assignments*, with  $\alpha_i \in \{+1, -1\}$  for  $1 \leq i \leq n$ . For an assignment  $\alpha = (\alpha_1, \dots, \alpha_n)$ , we define

$$s(\alpha) = \sum_{i=1}^n \alpha_i v_i,$$

and let  $|s(\alpha)|$  be the (Euclidean) length of vector  $s(\alpha)$ .

**Problem 5.8.1.** Given  $V$ , a set of  $n$  non-zero vectors in  $E^d$ , determine an assignment  $\alpha$  for  $V$  with  $|s(\alpha)|$  maximum.

By reduction to arrangements in  $E^{d-1}$ , we can show that out of the  $2^n$  assignments only  $O(n^{d-1})$  need to be considered. For vector  $v_i$  in  $V$  let  $h_i$  denote the hyperplane through the origin with normal  $v_i$ , and let  $h_i^+$  and  $h_i^-$  denote the two (open) halfspaces bounded by  $h_i$ , of which  $h_i^+$  is the one into which  $v_i$  points. Hyperplanes  $h_i$ , for  $1 \leq i \leq n$ , cut  $E^d$  into various cones all with apex at the origin. Let now  $\mu = (\mu_1, \dots, \mu_n)$  be an optimal assignment for  $V$  (i.e.,  $|s(\mu)|$  is maximal), and let  $C$  denote the cone that contains the endpoint  $p = p(\mu)$  of  $s(\mu)$ .



**Lemma 5.8.1.** For  $1 \leq i \leq n$ ,  $p \in h_i^+$  if  $\mu_i = +1$  and  $p \in h_i^-$  if  $\mu_i = -1$ .

**Proof:** Assume the existence of an index  $j$  such that  $p$  belongs to  $h_j^+$  but  $\mu_j = -1$ . Define  $q = p + 2v_j$ . Note that  $q$  is the endpoint of  $s(\mu')$ , where  $\mu' = (\mu_1, \dots, \mu_{j-1}, -\mu_j, \mu_{j+1}, \dots, \mu_n)$ . Since  $p \in h_j^+$ , we have *a fortiori* that  $q \in h_j^+$ . Now  $q$  is further from the origin than  $p$  since  $p$  lies in the positive halfspace  $h_j^+$  and  $q = p + 2v_j$ . This contradicts the optimality of  $\mu$ . A similar argument holds in the other case. ■

It follows that only one assignment  $\alpha_C = (\alpha_1, \dots, \alpha_n)$  needs to be checked for each cone  $C$ , namely the one with  $\alpha_i = +1$  if  $C \subseteq h_i^+$  and  $\alpha_i = -1$  if  $C \subseteq h_i^-$ . Furthermore, if  $s(\alpha_C)$  is known and  $D$  is a cone separated from  $C$  only by hyperplane  $h_j$  so that, say,  $C \subseteq h_j^+$  and  $D \subseteq h_j^-$  then  $s(\alpha_D) = s(\alpha_C) - 2v_j$ . Therefore  $s(\alpha_D)$  can be computed in constant time from  $s(\alpha_C)$ . Finally note that only one of each pair of two opposite cones needs to be considered and that a hyperplane that avoids the origin cuts each pair of opposite cones in a bounded  $(d-1)$ -face or two unbounded  $(d-1)$ -faces of an arrangement of  $n$   $(d-2)$ -flats in  $h$ . Sweeping all two-dimensional subarrangements of this arrangement and inspecting all cells yields the theorem below; the  $n \log n$  term is there to handle the sorting needed when  $d = 2$ .

**Theorem 5.8.2.** For  $n$  vectors in  $E^d$ , we can find in  $O(n^{d-1} + n \log n)$  time and  $O(n)$  storage an assignment  $\alpha$  with  $|s(\alpha)|$  maximum.

It is interesting to note that the choice of assignments checked does not depend on the lengths of the vectors at all. It is not hard to see that exactly the vectors that give rise to a vertex of the convex hull of  $\{s(\alpha) | \alpha \in A\}$  are checked (this convex hull forms a *zonotope* about which more can be found in [E1]). Consequently, the algorithm works even if  $|s(\alpha)|$  no longer denotes the Euclidean length of  $s(\alpha)$  but some other norm.

### 5.9 Extremal shadows of convex polytopes

Let  $P$  be a fixed convex polytope in  $E^d$ , that is  $P$  is the convex hull of some finite set of  $n$  points in a  $d$ -dimensional Euclidean space with  $d \geq 3$ . For  $x$  a non-zero vector, the orthogonal projection of  $P$  onto the hyperplane  $h$  through the origin with normal vector  $x$  is called  $P$ 's *shadow*  $S(x)$  from direction  $x$ . We define  $\mu(x)$  as the  $(d-1)$ -dimensional measure of  $S(x)$  (in  $E^3$ ,  $\mu(x)$  is the area of the two-dimensional shadow). Obviously,  $\mu(x) = \mu(-x)$ .

For each facet  $f$  of  $P$ , let  $v_f$  be the outward directed normal vector with length equal to the  $(d-1)$ -dimensional measure of  $f$ , and let  $h_f$  be the hyperplane through the origin with normal vector  $v_f$ . These hyperplanes cut  $E^d$  into cones with the origin as apex. Each cone can be thought of as a collection of directions of projection for which the "set of visible facets" is the same. More formally, let  $C$  be a cone thus defined and  $x$  a point in  $C$  distinct from the origin. We define  $F(C)$  as the set of facets  $f$  of  $P$  with  $C$  in  $h_f^+$  (where the latter is defined as the halfspace bounded by  $h_f$  on the side defined by  $v_f$ ). It is not hard to verify that

$$\mu(x) = \frac{1}{|x|} \sum_{f \in F(C)} \langle x, v_f \rangle = \frac{1}{|x|} \langle x, \sum_{f \in F(C)} v_f \rangle .$$

Let us define  $v_C = \sum_{f \in F(C)} v_f$  and let  $\bar{C}$  be the cone such that  $v_C$  has maximum length. By a result of McKenna and Seidel [MS],  $v_C$  belongs to  $\bar{C}$ ; consequently,  $S(v_C)$  has maximum measure among all shadows. This maximizing cone  $\bar{C}$  can be found by a method akin to that used in the previous application 5.8. Each crossing of a hyperplane to visit an adjacent cone either brings a new facet "into view," or takes one out, so  $v_C$  changes only locally. As

a matter of fact,  $v_C$  is actually maximum even among all sums of the form  $\sum_{f \in \mathcal{F}} v_f$ , where  $\mathcal{F}$  is *any* subset of the facets of  $P$ . Therefore we can also find this maximum by solving an optimal assignment problem on the vectors  $v_f$  by the method of the previous subsection (this is a  $\{0, 1\}$  assignment which is linearly related to a  $\{+1, -1\}$  assignment).

For the shadow with minimum measure we can restrict our attention to directions determined by the intersection of  $d - 1$  of the hyperplanes  $h_f$ , for otherwise we can move our direction onto some hyperplane and reduce the sum  $v_C$ . As in Section 5.8, the measure of all shadows in the specified directions can be computed in constant time per direction. The observations above improve the algorithms in McKenna and Seidel [MS] which take either  $O(n^{d-1})$  time and storage or  $O(n^{d-1} \log n)$  time and  $O(n)$  storage.

**Theorem 5.9.1.** *The minimum and maximum shadow of a convex polytope in  $E^d$  with  $n$  facets can be computed in  $O(n^{d-1} + n \log n)$  time and  $O(n)$  storage.*

A number of other variants of this problem are possible. For example, by analogous techniques we can compute in the same time bounds the direction(s) of view that maximize or minimize the number of “visible vertices.” A slightly more challenging problem is that of computing the direction of view from which a convex polytope in  $E^3$  has the most or least vertices *on its silhouette*. The only difficulty in these problems is that as we cross one of the hyperplanes discussed above, the information associated with the current cone changes by more than a constant amount. For example, in the silhouette problem we are essentially “xor”ing into our current set of silhouette vertices those of the facet coming in/out of view. However, during the execution of the sweep through all cones, a particular facet cannot come in/out of view more than  $n$  times (a sweep crosses a line of a two-dimensional arrangement  $n - 1$  times), so it contributes to the total updating cost proportionally to  $n$  times its size. A simple argument now shows that this still leaves the total time cost of our algorithm  $O(n^2)$ .

## 6. Open problems and conclusions

There are several open questions associated with the problems discussed in this paper. Among them are the following:

- (a) Can the vertices of an arrangement of  $n$  lines in  $E^2$  be sorted in  $x$ -order from left to right in  $O(n^2)$  time? This problem is at least as hard as the classical problem of sorting  $X + Y$ , which also remains open [Fr].
- (b) Can the idea of topological sweep be extended to higher dimensions?
- (c) Can the topological sweep yield improved results for the problem of computing all intersecting pairs among  $n$  line segments in  $E^2$ ?
- (d) Can the method of Section 5.1 of trading time for space be either completely avoided in that context, or improved?
- (e) How fast can we compute the shadow of a polytope in  $E^3$  of minimum/maximum perimeter?

In conclusion, this paper has presented a new technique for sweeping a two-dimensional arrangement that allows us to visit all elements of the arrangement in a consistent ordering. The technique is extremely simple to implement: nothing beyond simple arrays (or linked lists) is needed. It is fast in both practice and theory, where it improves either the space or the time performance of previously known methods. The technique has many applications to

---

planar as well as higher dimensional problems in computational geometry. Since point sets are the duals of arrangements, many problems about collections of points in a Euclidean space can be attacked by using the topological sweep. Numerous examples have been given in this paper.

**Acknowledgements:** The authors wish to thank Harald Rosenberg who implemented the topological sweep and compared it with a straight line sweep, the students who took the Stanford 1985 analysis of algorithms qualifying examination and suffered through a version of this problem, and finally Lyle Ramshaw and Cynthia Hibbard for their detailed reading and comments on the manuscript.



## 7. References

- [AA] Asano, T., Asano, T., Guibas, L.J., Hershberger, J., and Imai, H., *Visibility-polygon search and euclidean shortest paths*. Proc. 26th Annual FOCS Symposium, 1985, 155–164.
- [AHU] Aho, A.V., Hopcroft, J.E., and Ullman, J.D., *The Design and Analysis of Computer Algorithms*. Addison-Wesley, 1974.
- [AR] Avis, D., and Rappaport, D., *Computing the largest empty convex subset of a set of points*. Proc. 1st ACM Symposium on Comp. Geom., 1985, 161–167.
- [CGL] Chazelle, B.M., Guibas, L.J., and Lee, D.T., *The power of geometric duality*. BIT 25, 1985, 76–90.
- [CK] Chvatàl, V., and Klincsek, G., *Finding largest convex subsets*. In Proc. 11th SE Conf. on Combin., Graph Theory and Comp., 1980.
- [E] Edelsbrunner, H., *Constructing edge-skeletons in three dimensions with applications to power diagrams and dissecting three-dimensional point sets*. Report F140, Inst. Inf. Process., Techn. Univ. Graz, 1984. To appear in *Algorithmica*.
- [E1] Edelsbrunner, H., *Arrangements and Geometric Computation*. To be published.
- [EGS] Edelsbrunner, H., Guibas, L.J., and Stolfi, J., *Optimal point location in a monotone subdivision*. DEC/SRC res. report 2, 1984. *SIAM J. on Comp.*, to appear.
- [EOS] Edelsbrunner, H., O'Rourke, J., and Seidel, R., *Constructing arrangements of lines and hyperplanes with applications*. *SIAM J. on Comp.*, to appear.
- [EOW] Edelsbrunner, H., Overmars, M.H., and Wood, D., *Graphics in flatland: a case study*. In *Advances in Computing Research 1*, F.P. Preparata, Ed., 1983, 35–59.
- [ES1] Erdős, P., and Szekeres, G., *A combinatorial problem in geometry*. *Composition Math.* 2, 1935, 463–470.
- [ES2] Erdős, P., and Szekeres, G., *On some extremum problems in elementary geometry*. *Ann. Univ. Sci. Budapest* 3, 1960, 53–62.
- [EW] Edelsbrunner, H., and Welzl, E., *Constructing belts in two-dimensional arrangements with applications*. *SIAM J. Comp.*, to appear.
- [Fr] Fredman, M.L., *On the information theoretic lower bound*. *Theor. Comp. Sc.* 1, 1976, 355–361.
- [FT] Fredman, M.L., and Tarjan, R.E., *Fibonacci heaps and their uses in improved network optimization algorithms*. Proc. 21st Annual FOCS Symposium, 1984, 338–346.
- [G] Grünbaum, B., *Arrangements and Spreads*. *Reg. Conf. Ser. Math.*, AMS, 1972.

- 
- [Gu] Guibas, L.J., *On a space-time trade-off for a backtracking problem*. In preparation.
- [GS] Guibas, L.J., and Stolfi, J., *Primitives for the manipulation of general subdivisions and the computation of Voronoi diagrams*. ACM Trans. on Graphics 4, 1985, 74–123.
- [Ha] Harborth, H., *Konvexe Fünfecke in ebenen Punktmengen*. Elem. Math. 33, 1978, 116–118.
- [Ho] Horton, J.D., *Sets with no empty convex 7-gon*. Canad. Math. Bull. 26, 1983, 482–484.
- [Kn] Knuth, D.E., *The Art of Computer Programming, vol. I (Fundamental Algorithms)*. Addison-Wesley, 1971.
- [L] Lee, D.T., *Proximity and reachability in the plane*. Ph.D. thesis, Dept. Elec. Engin., Univ. of Illinois, 1979.
- [LP] Lee, D.T., and Preparata, F.P., *Euclidean shortest paths in the presence of rectilinear barriers*. Network 14, 1984, 393–410.
- [MS] McKenna, M., and Seidel, R., *Finding the optimal shadow of a convex polytope*. Proc. 1st ACM Symp. on Comp. Geom., 1985, 24–28.
- [NP] Nievergelt, J., and Preparata, F.P., *Plane-sweep algorithms for intersecting geometric figures*. CACM 25, 1982, 739–747.
- [PS] Preparata, F.P., and Shamos, M.I., *Computational Geometry, an Introduction*. Springer-Verlag, 1985.
- [Sh] Sharir, M., *personal communication*, 1985.
- [T] Tarjan, R.E., *Amortized computational complexity*. SIAM J. on Comp., to appear.
- [W] Welzl, W., *Constructing the visibility graph for  $n$  line segments in  $O(n^2)$  time*. Inf. Proc. Letters 20, 1985, 167–171.

## Index

Top half of the page is marked with an "a," bottom half with a "b," whole page with neither.

- above relation, defined:** 3
- amortized bound:** 9b, 11b
- arrangement,**
  - defined: 1a
  - monotone path in: 12b-15
  - more about: 3, 9-10
  - simple arrangement: 1a
- assignment, defined:** 24b
- cut,**
  - defined: 3a
  - data structures for representing: 7
- degeneracies,**
  - coping with: 11-12
  - detecting and enumerating in configurations of points: 22b
- duality, concept introduced:** 16
- elementary step,**
  - cost in time of: 9b
  - defined: 3b
  - implementation: 8b
- horizon trees,**
  - accounting scheme for updating: 9-10
  - construction of: 8a
  - data structures for representing: 7
  - lower horizon tree, defined: 5b
  - introduced: 4b
  - upper horizon tree, defined: 5
- left-of relation, defined:** 3b
- path,**
  - concave: 14a
  - convex: 14
  - monotone, (see also arrangement): 12
- rank:** 24a
- topological line, defined:** 1a
- topological sweep,**
  - applications in computational geometry: 12b
  - major difficulty in implementing: 4b
  - use of: 2a
- visibility graph:** 18b





## SRC Reports

- "A Kernel Language for Modules and Abstract Data Types."  
R. Burstall and B. Lampson.  
Report #1, September 1, 1984.
- "Optimal Point Location in a Monotone Subdivision."  
Herbert Edelsbrunner, Leo J. Guibas, and Jorge Stolfi.  
Report #2, October 25, 1984.
- "On Extending Modula-2 for Building Large, Integrated Systems."  
Paul Rovner, Roy Levin, John Wick.  
Report #3, January 11, 1985.
- "Eliminating go to's while Preserving Program Structure."  
Lyle Ramshaw.  
Report #4, July 15, 1985.
- "Larch in Five Easy Pieces."  
J. V. Guttag, J. J. Horning, and J. M. Wing.  
Report #5, July 24, 1985.
- "A Caching File System for a Programmer's Workstation."  
Michael D. Schroeder, David K. Gifford, and Roger M. Needham.  
Report #6, October 19, 1985.
- "A Fast Mutual Exclusion Algorithm."  
Leslie Lamport.  
Report #7, November 14, 1985.
- "On Interprocess Communication."  
Leslie Lamport.  
Report #8, December 25, 1985.

## Selected Publications by SRC Members

- "Implementing Remote Procedure Calls."  
Andrew Birrell and Bruce Nelson.  
*ACM Transactions on Computer Systems*, February 1984.
- "Coin Flipping in Many Pockets."  
Andrei Broder and Danny Dolev.  
Proceedings of the 25th Symposium on Foundations of Computer Science, 1984.
- "Pessimal Algorithms and Simplicity Analysis."  
Andrei Broder and Jorge Stolfi.  
*SIGACT News* 16(3), Fall 1984.
- "The Alpine File System."  
Mark Brown, Karen Kolling, and Ed Taft.  
*ACM Transactions on Computer Systems* 3,4, November 1985, 261-293.
- "Fractional Cascading: A Data Structuring Technique with Geometric Applications."  
Bernard Chazelle and Leo Guibas.  
ICALP Twelfth International Colloquium, 1985.
- "Visibility and Intersection Problems in Plane Geometry."  
Bernard Chazelle and Leo Guibas.  
ACM Conference on Computational Geometry, 1985.
- "Bulldog: A Compiler for VLIW Architectures."  
John Ellis.  
Yale University, Department of Computer Science Research Report 364, 1985.
- "Tools: An Environment for Time-Shared Computing and Programming."  
John Ellis, Nat Mishkin, Mary-Claire van Leunen, and Steve Wood.  
*Software: Practice & Experience*, October 1983.
- "A Kinetic Framework for Computational Geometry."  
Leo Guibas, Lyle Ramshaw, and Jorge Stolfi.  
IEEE 24th Annual Symposium on Foundations of Computer Science, 1983.
- "The Future of Thinking for Non-Thinkers."  
Jim Horning.  
*Computer*, July 1984.
- "Hints for Computer System Design."  
Butler Lampson.  
*IEEE Software*, January 1984.
- "Juno, a Constraint-based Graphics System."  
Greg Nelson.  
ACM SIGGRAPH 85 Conference Proceedings, Vol.19 Number 3, July 1985.

