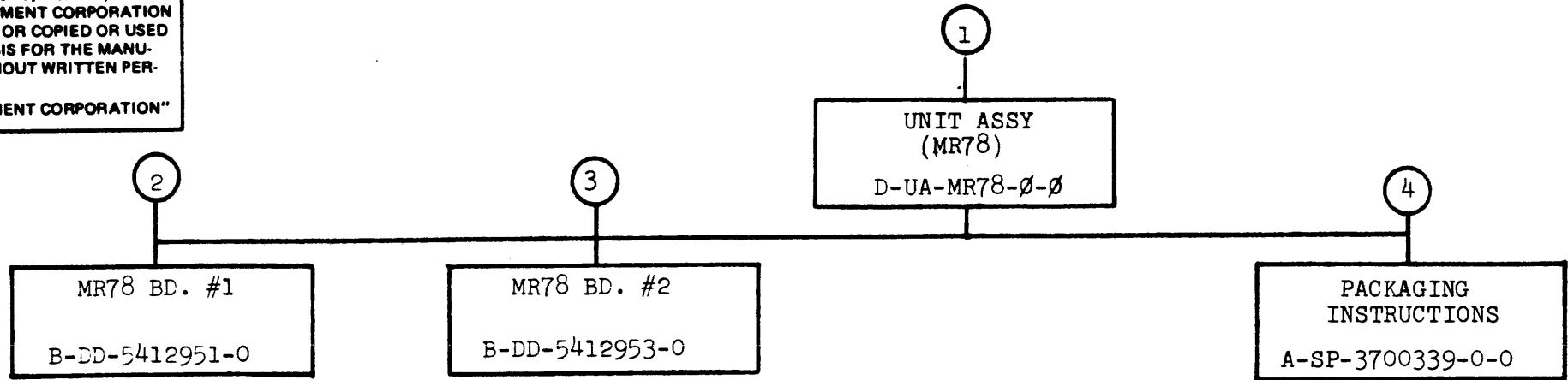
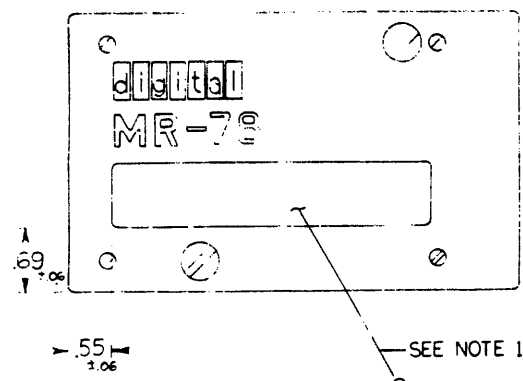


"THIS DRAWING AND SPECIFICATIONS, HEREIN, ARE THE PROPERTY OF DIGITAL EQUIPMENT CORPORATION AND SHALL NOT BE REPRODUCED OR COPIED OR USED IN WHOLE OR IN PART AS THE BASIS FOR THE MANUFACTURE OR SALE OF ITEMS WITHOUT WRITTEN PERMISSION. 1977
 COPYRIGHT © DIGITAL EQUIPMENT CORPORATION"

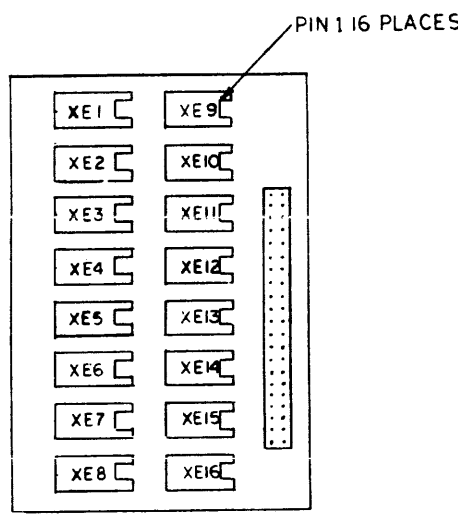


NOTES:
 1. LABEL TO BE MARKED WITH MODEL NO. PER C-PL-MR78-0-0
 2. ON EARLY REVISION 5412953, W5 IS NOT PRESENT.

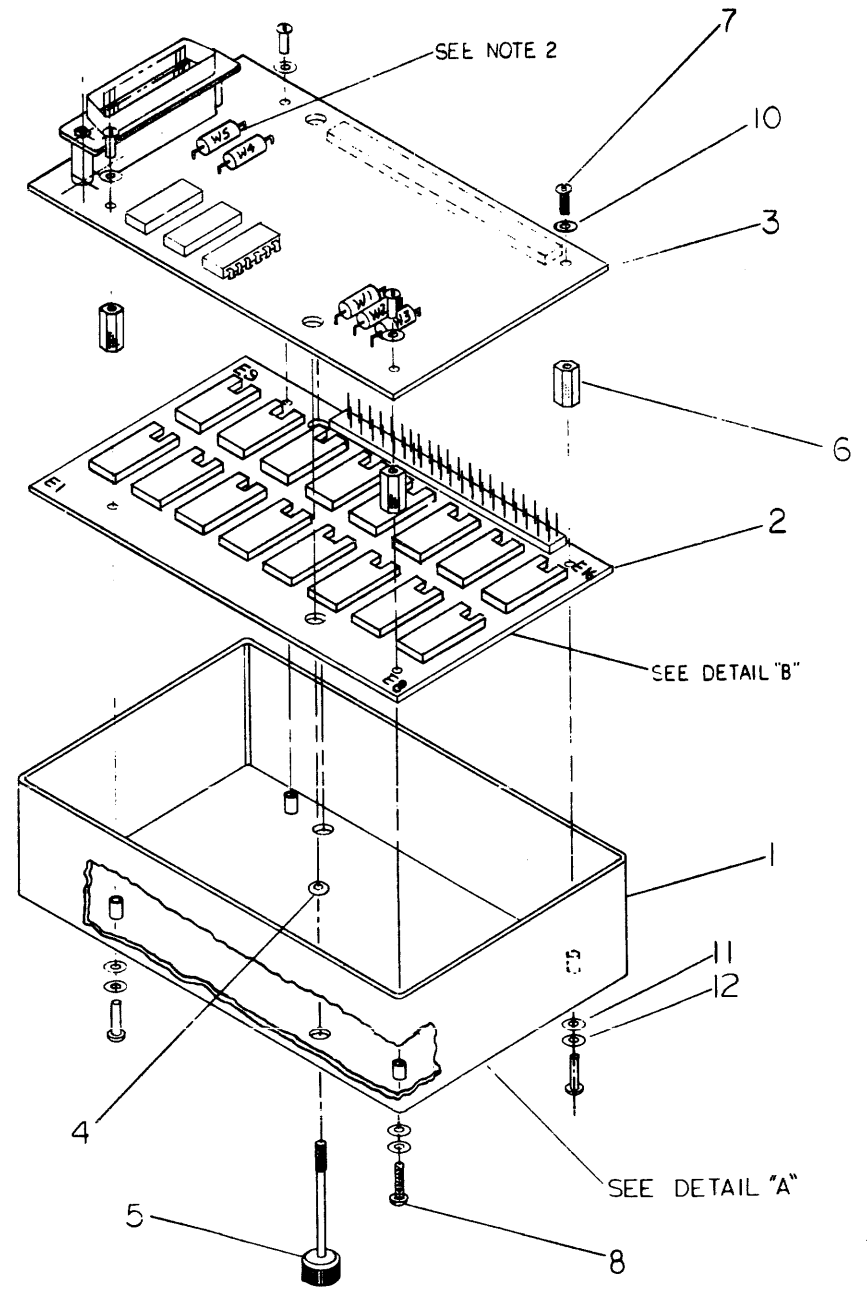
THIS DRAWING AND SPECIFICATIONS, HEREIN, ARE THE PROPERTY OF DIGITAL EQUIPMENT CORPORATION AND SHALL NOT BE REPRODUCED OR COPIED OR USED IN WHOLE OR IN PART AS THE BASIS FOR THE MANUFACTURE OR SALE OF THIS WITHOUT WRITTEN PERMISSION.
 COPYRIGHT © 1971, DIGITAL EQUIPMENT CORPORATION



DETAIL "A"



DETAIL "B"
 SCALE: NONE



FOR PARTS LIST SEE C-PL-MR78-0-0

QUANTITY & VARIATION		DESCRIPTION	DWG./PART NO.	ITEM NO.
UNLESS OTHERWISE SPECIFIED DIMENSIONS ARE IN INCHES				
ANGLES 30° 30'	CLASS OF ACCURACY	NOMINAL DIMENSION RANGE INCHES		
SURFACE QUALITY IN	(CHECK ONE)	OVER 0 TO 0.2	OVER 0.2 TO 1.2	OVER 1.2 TO 4.0
MEDIUM	<input checked="" type="checkbox"/>	±.008	±.012	±.016
PREFERRED	<input type="checkbox"/>	±.012	±.016	±.025
THIRD ANGLE PROJECTION		DRN. P. Cusick 7-5-77	FIRST USED ON	
REMOVE BURRS AND BREAK SHARP CORNERS		CHKD B. B. 8/14/77	MR 78	
DO NOT SCALE DWG		ENG. J. H. 10 AUG 77	TITLE	
MATERIAL SEE PARTS LIST		PROD. M.E. MANUFACTURING 27 AUG 77	MR 78	
FINISH N/A	SCALE NONE	SIZE CODE D	NUMBER UA MR 78-0-0	REV. A
SHEET 1 OF 1		DIST.		

REV.	CHANGE NO.	REV.
A	00001	

BY: P. GARDNER
 DATE: 10/1/77

8

7

6

5

4

3

D UA 5412953-0-0 2

1

©1978

D

D

C

C

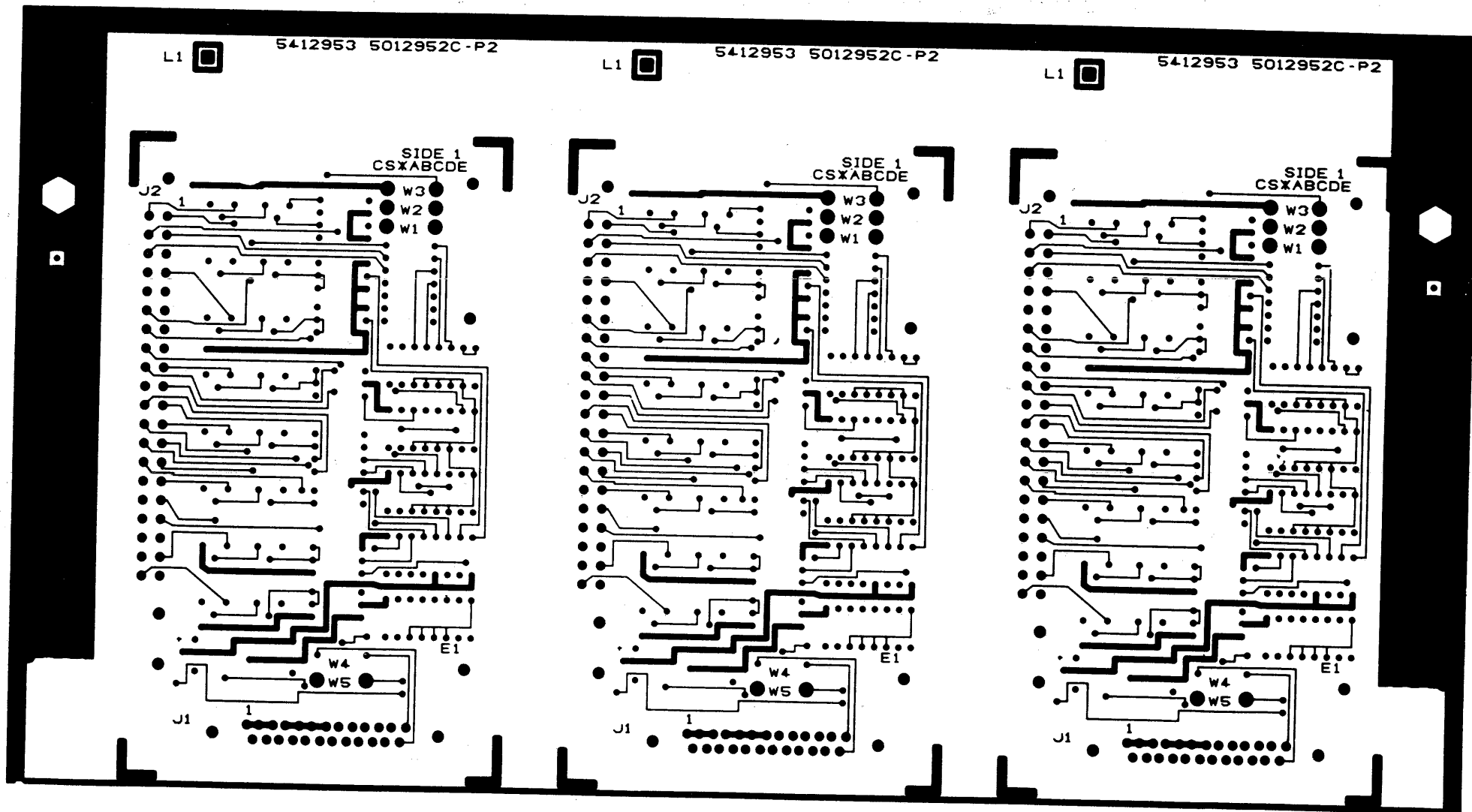
B

B

A

A

D UA 5412953-0-0



--	--	--	--	--	--	--	--	--	--

8

7

6

5

4

3

2

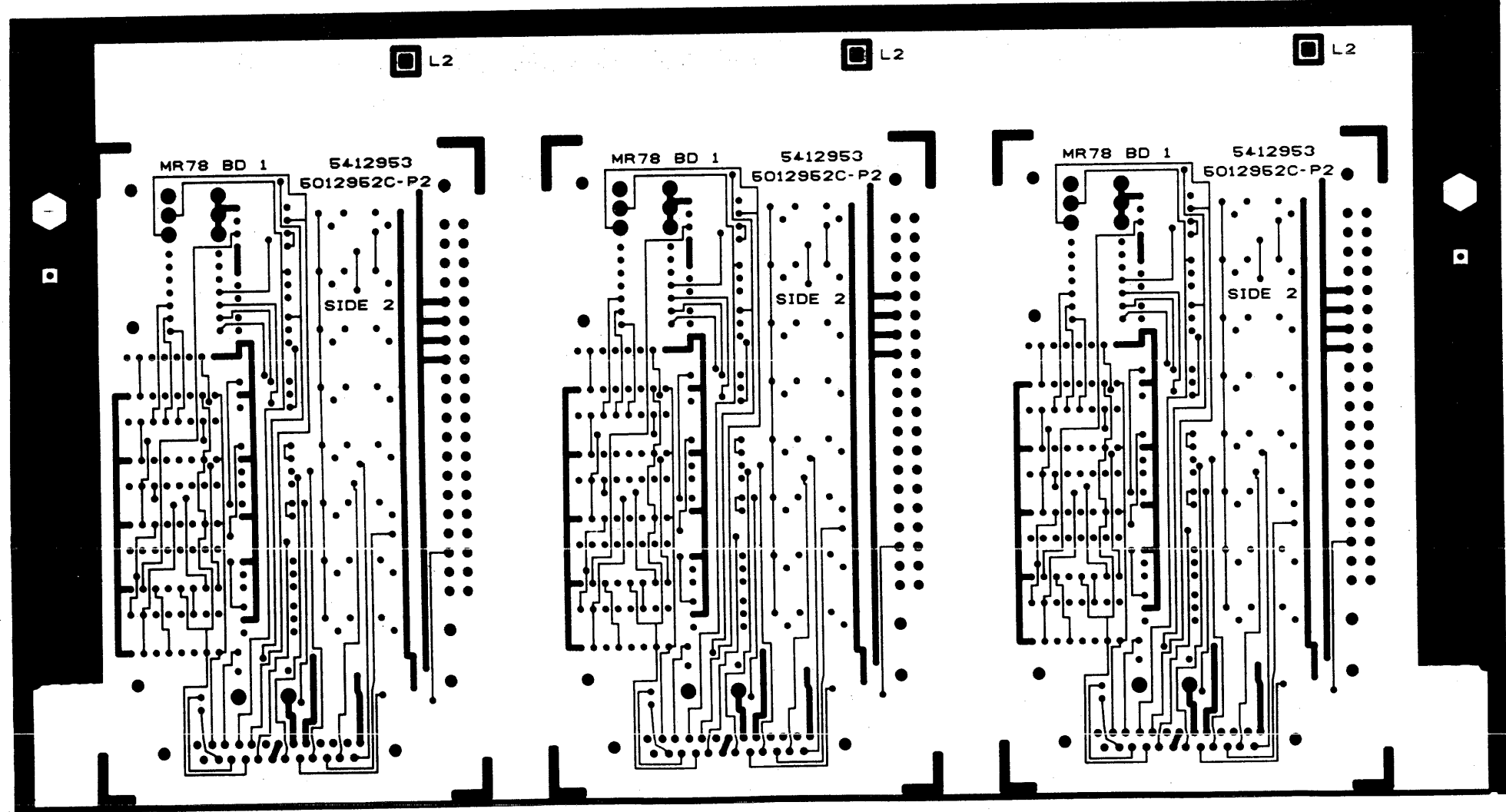
1

MR78 BD #1		D UA 5412953-0-0		D
2/1	2	3	DIST	

219

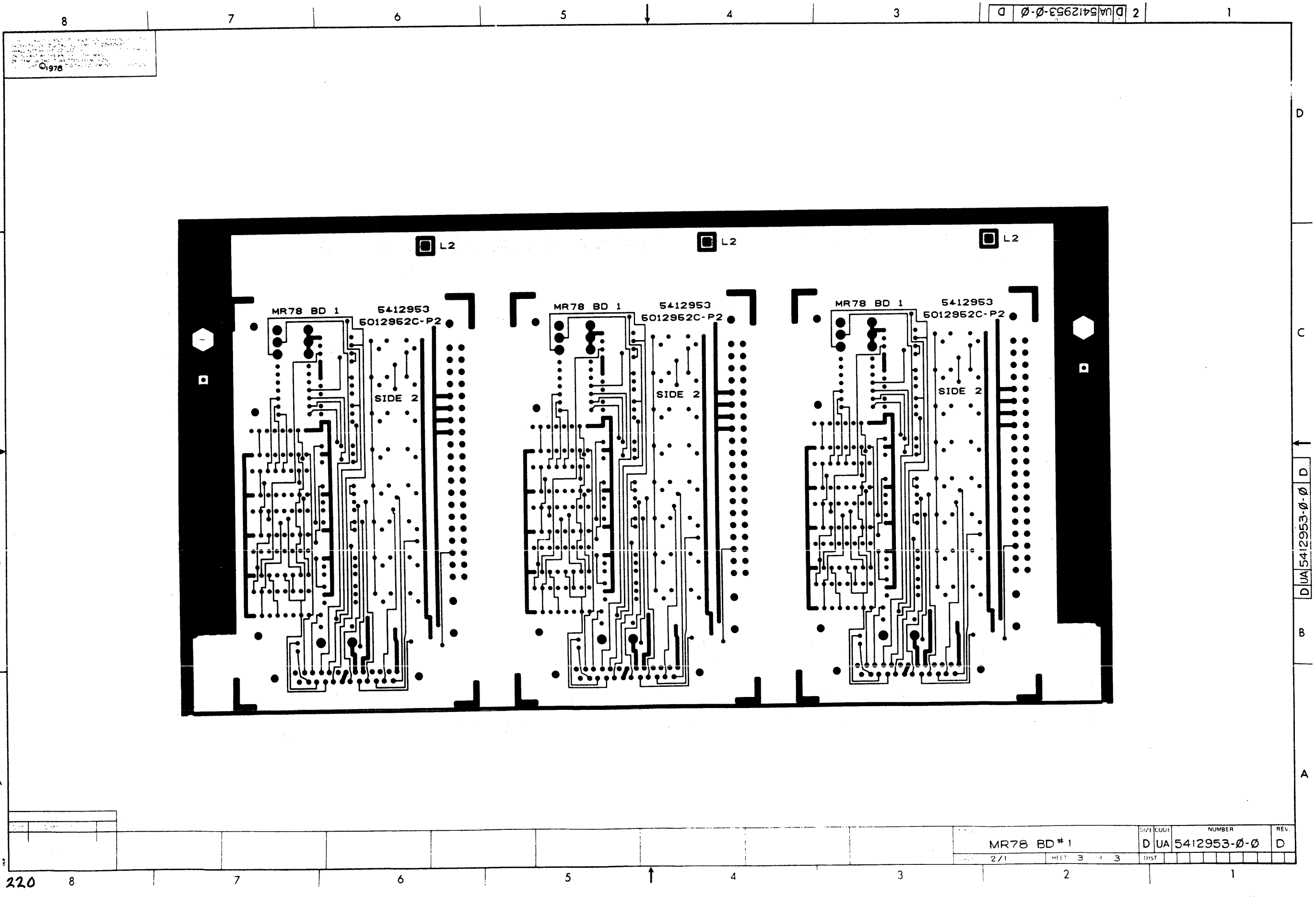
D UA 5412953-0-0 2

1978



MR78 BD #1		SIZE	CODE	NUMBER	REV.
2/1	HEET 3 OF 3	D	UA	5412953-0-0	D
		DIST			

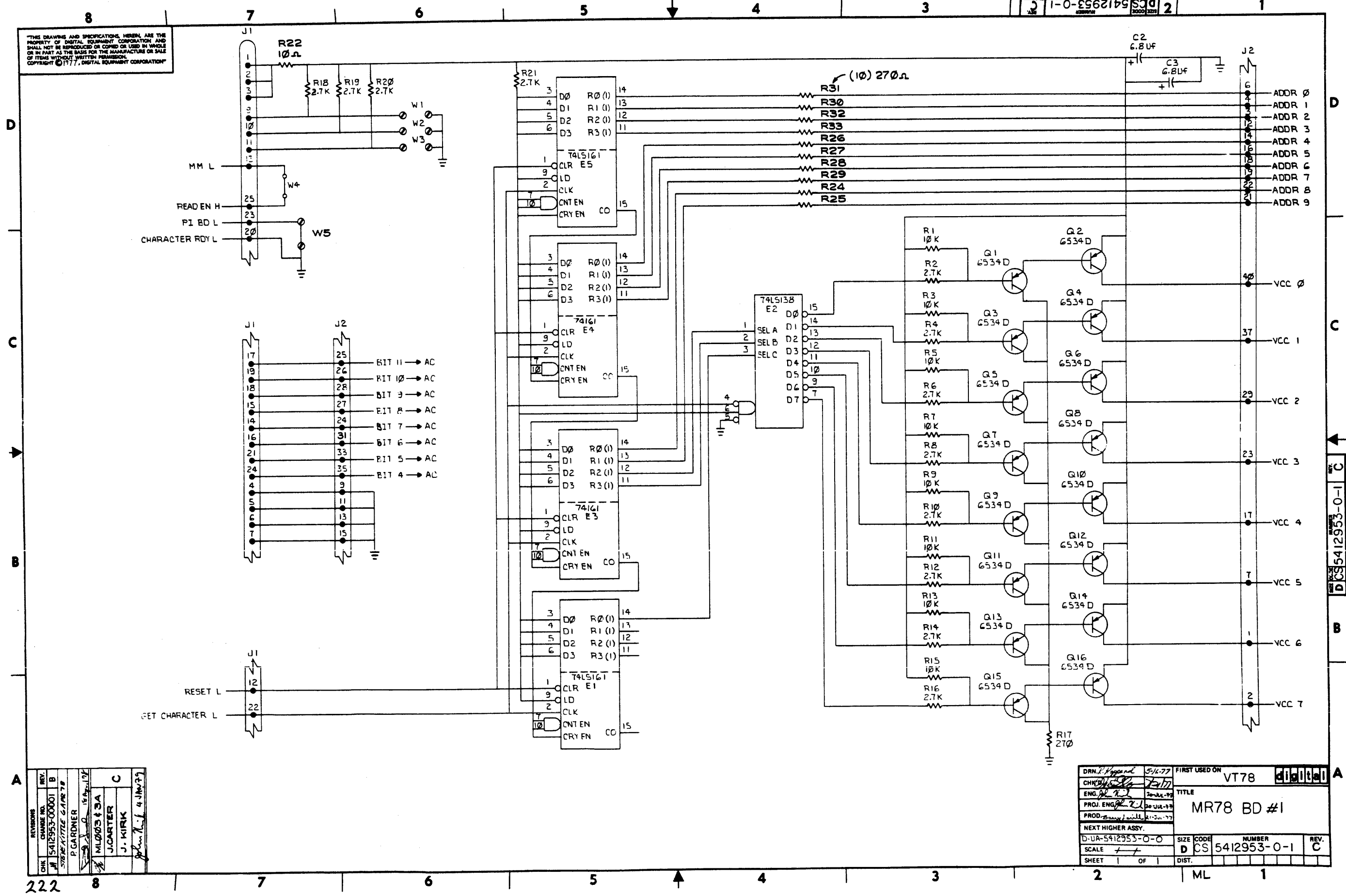
220 8



LINE ITEM	DOCUMENT NUMBER	PART NUMBER	DESCRIPTION	QTY	REFERENCE DESIGNATOR
1	D-MD-5012952-0-0	5012952-00	5412953	1	
2		1005306-00	6.8MFD 35V 10% S.TANT	2	C2,C3
3		1211352-02	CONN,D SUB 25PIN SOCKET PC MNT	1	J1
4		1214060-00	HEADER.150 40POS	1	J2
5		1301972-00	270 1/4W 5% CC	11	R17,R24-R33
6		1300426-00	2.7 K 1/4W 5% CC	12	R2,R4,R6,R8,R10,R12,R14,R16,R18-R21
7		1300479-00	10 K 1/4W 5% CC	8	R1,R3,R5,R7,R9,R11,R13,R15
8		1503409-00	DEC6534D PNP 310MW SI 40 90	16	Q1-Q16
9		9105740-55	*** THIS ITEM IS NOT USED ***	-	
10		1912842-00	LS138 DECODER-THREE INPUT,	1	E2
11		1912849-00	LS161 COUNTER,SYNCHR,4BIT	4	E1,E3,E4,E5
12		9006735-00	EYELET, FUNNEL FLANGE, .059 OD X	8	
13		9006407-05	SCREW, NYLON, SLTD ROUND HD, 4-4	4	
14		9009306-00	SPACER, FIBER, HEX, 4-40, .250 X	2	
15		1301317-00	10 1/4W 5% CC	1	R22
16		9107560-01	WIRE,BUSS,22AWG	2	W4,W5

REVISION HISTORY		BASIC PART NO: 5412953		DRN:	R. KOPPENAL	DATE:	14-AUG-78	DIGITAL			
ENG!	ECO NUMBER	REV	SECTION 1 OF 1	CHK'D:	K. S.	DATE:	14-AUG-78	TITLE PARTS LIST			
BHF!	00002	C	SECTION VARIATION INDEX	DES.ENG:	JOHN KIRK	DATE:	14-AUG-78	MR78 BD #1			
C.L!	5412953-ML003	D	[1] 00	RESP.ENG.:	JOHN KIRK	DATE:	14-AUG-78	DOCUMENT NUMBER			
			[2]	MFG.ENG.:	BARRY DAVILLI	DATE:	14-AUG-78	SIZE!	CODE!	NUMBER	REV
			[3]	ASSEMBLY NUMBER:				K	PL	5412953-0-DBP	D
			[4]	D-UA-5412953-0-0						FILE NAME:	EDIT #!
			[5]							12953D.PLS	7
			[6]	*THIS DRAWING AND SPECIFICATIONS HEREIN, ARE THE PROPERTY OF DIGITAL EQUIPMENT CORPORATION AND SHALL NOT BE REPRODUCED OR COPIED OR USED IN WHOLE OR IN PART AS THE BASIS FOR THE MANUFACTURE OR SALE OF ITEMS WITHOUT WRITTEN PERMISSION. COPYRIGHT (C) 1979. DIGITAL EQUIPMENT CORPORATION *							
			[7]								
			[8]								
			[9]								
			[10]								
			[11]								
			[12]								

THIS DRAWING AND SPECIFICATIONS HEREIN ARE THE PROPERTY OF DIGITAL EQUIPMENT CORPORATION AND SHALL NOT BE REPRODUCED OR COPIED OR USED IN WHOLE OR IN PART AS THE BASIS FOR THE MANUFACTURE OR SALE OF ITEMS WITHOUT WRITTEN PERMISSION. COPYRIGHT © 1977, DIGITAL EQUIPMENT CORPORATION

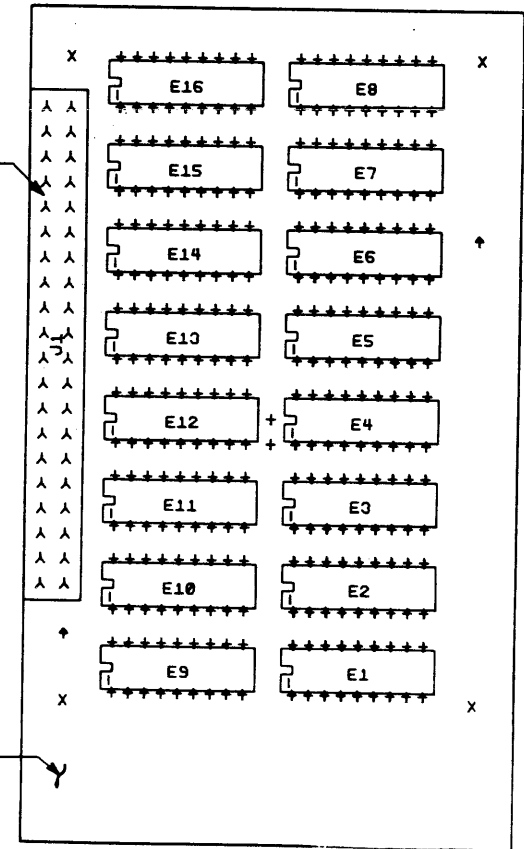
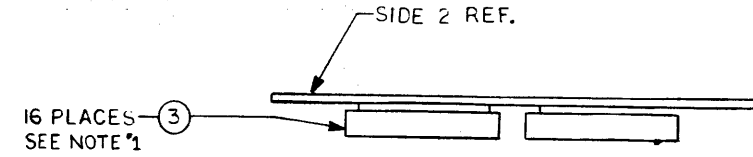


REV.	CHG.	DATE	BY	CHK.
B	5412953-00001	10/11/77	P. GARDNER	J. KIRK
A	5412953-00000	10/11/77	P. GARDNER	J. KIRK

DRN. P. Koppand	5/16/77	FIRST USED ON	VT78
CHK. P. Koppand	7/27/77	TITLE	MR78 BD #1
ENG. P. Koppand	7/27/77	PROJECT	MR78
PROJ. ENG. P. Koppand	7/27/77	DATE	10/11/77
PROJ. MGR. P. Koppand	7/27/77	DATE	10/11/77
NEXT HIGHER ASSY.			
D-1A-5412953-0-0	SIZE	CODE	NUMBER
SCALE	D	CS	5412953-0-1
SHEET	OF	DIST.	REV. C

THIS DRAWING AND SPECIFICATIONS, HEREIN, ARE THE PROPERTY OF DIGITAL EQUIPMENT CORPORATION AND SHALL NOT BE REPRODUCED OR TRANSMITTED IN ANY FORM OR BY ANY MEANS, ELECTRONIC OR MECHANICAL, INCLUDING PHOTOCOPYING, RECORDING, OR BY ANY INFORMATION STORAGE AND RETRIEVAL SYSTEM, WITHOUT THE WRITTEN PERMISSION OF DIGITAL EQUIPMENT CORPORATION.
 1977

COMPONENT SIDE VIEW



NOTES: REFER TO: C-PL-MR78-0-0 FOR PROMS TO BE USED IN E1-E16.

CHK CHANGE NO	REV	DATE	BY
JA	5412951-1	B	

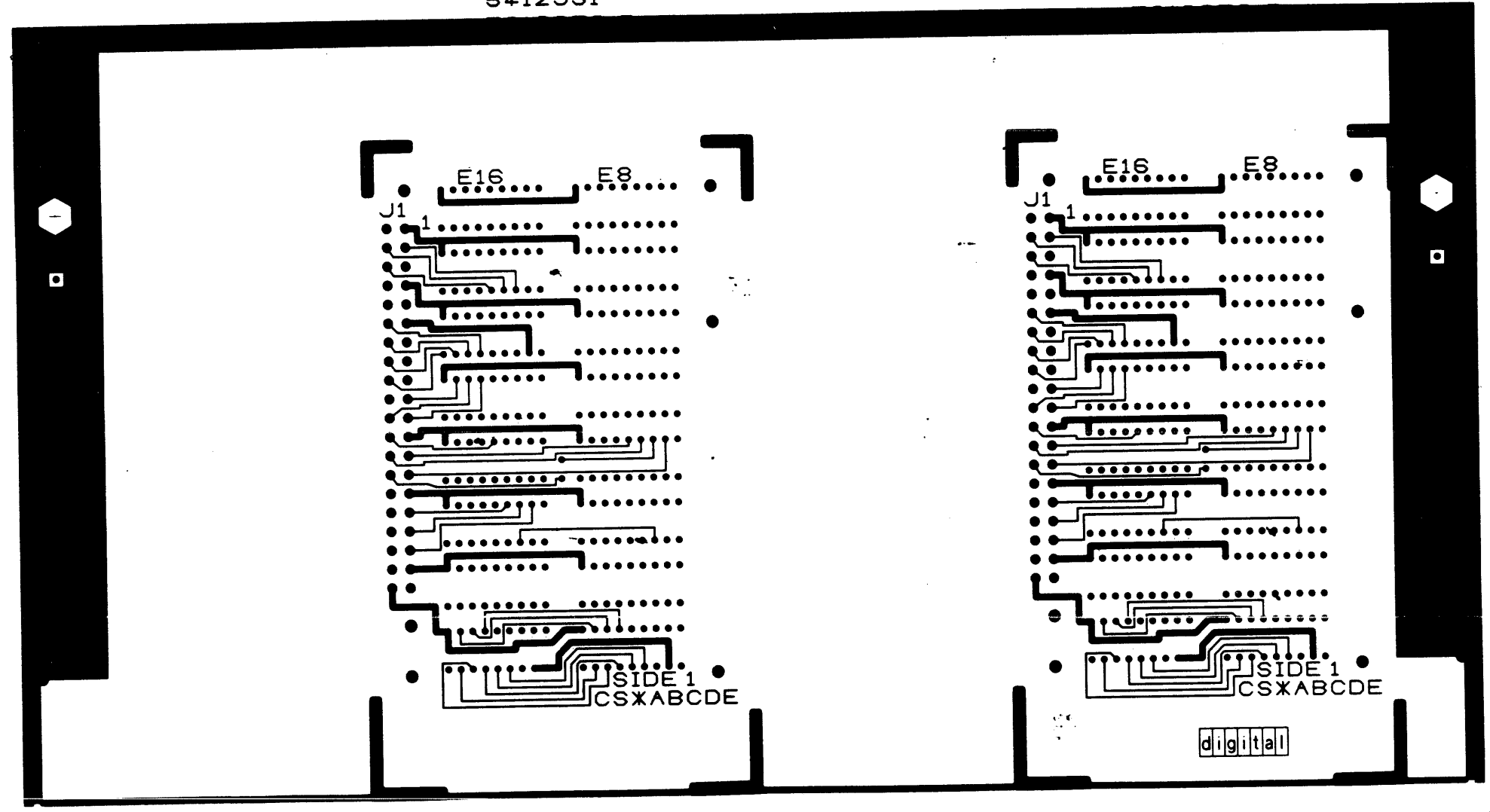
ETCH REV.	B
P.C. DESIGN DATA BASE REV.	B

SIGNATURES		DATE	TITLE
DRN. <i>Don Scanlon</i>			digital
CHK'D. <i>[Signature]</i>	27 JUN 77		
ENG. <i>[Signature]</i>	27 JUN 77		
PROJ. ENG. <i>[Signature]</i>	27 JUN 77		
PROD. <i>[Signature]</i>	27 JUN 77		
SCALE 1/21			MR78 BD *2
SHT. 1 OF 3			SIZE CODE NUMBER REV
NEXT HIGHER ASSY. B-00-5412951-0			0 UA 5412951-0-0 B

THIS DRAWING AND SPECIFICATION ARE THE PROPERTY OF DIGITAL EQUIPMENT CORPORATION, AND SHALL NOT BE REPRODUCED OR COPIED OR USED IN WHOLE OR IN PART AS THE BASIS FOR THE MANUFACTURE OF ANY ITEM WITHOUT WRITTEN PERMISSION. COPYRIGHT © 1967 DIGITAL EQUIPMENT CORPORATION

L1 
5412951

L1 
5412951



VIEWED FROM SIDE 1

REVISIONS		
CHK	CHANGE NO	REV

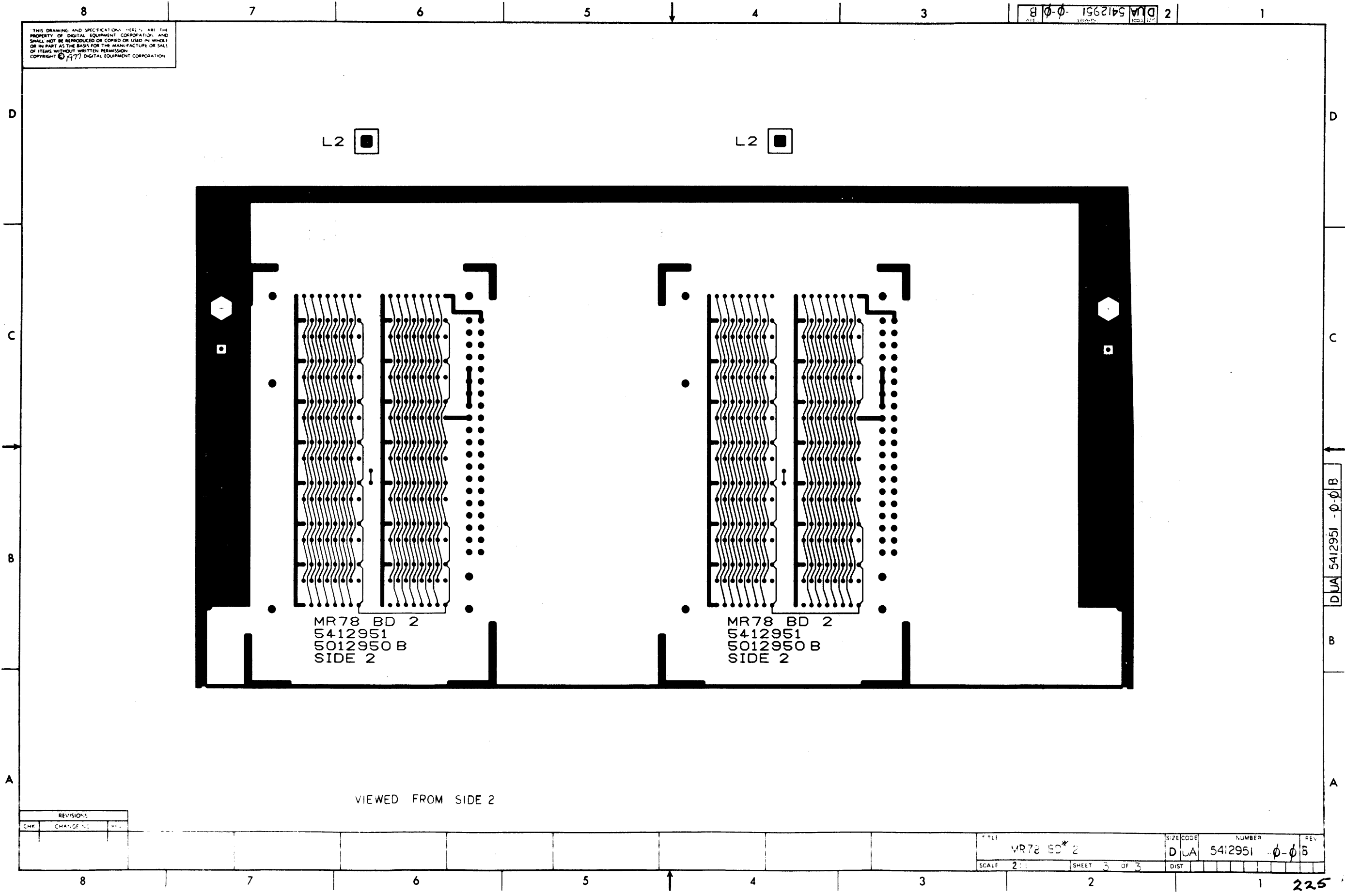
TITLE	MR78 BC* 2	SIZE CODE	DUA	NUMBER	5412951	REV.	-0-0 B
SCALE	2:1	SHEET	2	OF	3	DIST	

224

DUA 5412951 -0-0 B

THIS DRAWING AND SPECIFICATIONS HEREIN ARE THE PROPERTY OF DIGITAL EQUIPMENT CORPORATION, AND SHALL NOT BE REPRODUCED OR COPIED OR USED IN WHOLE OR IN PART AS THE BASIS FOR THE MANUFACTURE OR SALE OF ITEMS WITHOUT WRITTEN PERMISSION. COPYRIGHT © 1977 DIGITAL EQUIPMENT CORPORATION.

DJA 5412951 - 0-0 B 2



MR78 BD 2
5412951
5012950 B
SIDE 2

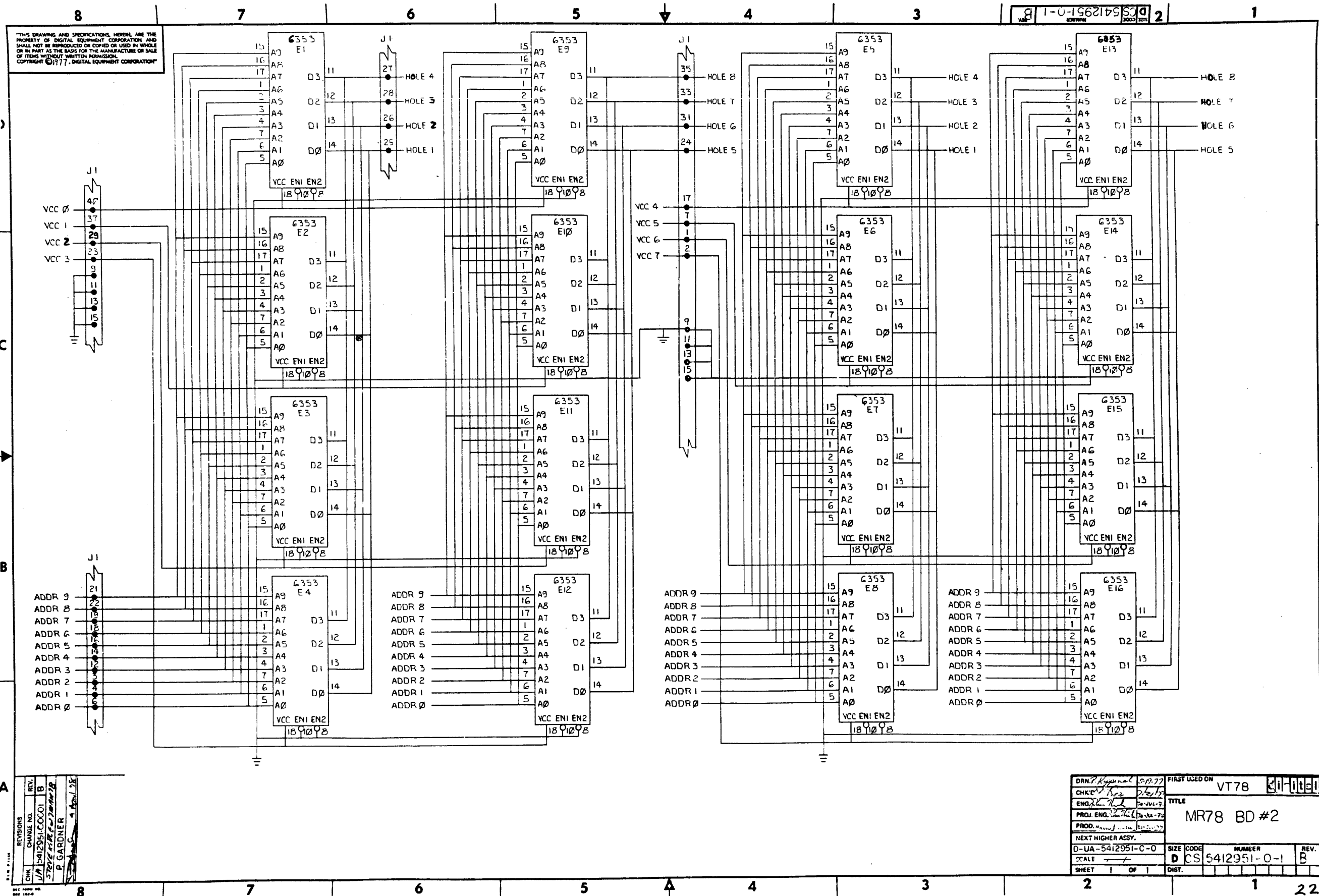
MR78 BD 2
5412951
5012950 B
SIDE 2

VIEWED FROM SIDE 2

REVISIONS		
CHK	CHANGE NO.	REF.

TITLE	MR78 BD* 2	SIZE CODE	DJA	NUMBER	5412951 - 0-0 B	REV.	
SCALE	2:1	SHEET	3	OF	3	DIST	

225



"THIS DRAWING AND SPECIFICATIONS HEREIN ARE THE PROPERTY OF DIGITAL EQUIPMENT CORPORATION AND SHALL NOT BE REPRODUCED OR COPIED OR USED IN WHOLE OR IN PART AS THE BASIS FOR THE MANUFACTURE OR SALE OF ITEMS WITHOUT WRITTEN PERMISSION. COPYRIGHT © 1977, DIGITAL EQUIPMENT CORPORATION"

REV.	CHG.	BY	DATE
1	1	W. J. COCOLO	1/11/77
2	1	STEVE HARRIS	1/11/77
3	1	P. GARDNER	1/11/77

DRN. P. Koppal	5/11/77	FIRST USED ON	VT78
CHKD. J. J. J.	2/2/77	TITLE	MR78 BD #2
ENG. J. J. J.	2/2/77	PROJ. ENG.	2/2/77
PROD. M. J. J.	2/2/77	NEXT HIGHER ASSY.	
D-UA-5412951-C-0	SIZE	CODE	NUMBER
SHEET	OF	DIST.	REV.
			B

D E 5412951-0-1 B

228

This drawing and specifications, herein, are the property of Digital Equipment Corporation and shall not be reproduced or used in whole or in part as the basis for the manufacture or sale of any product without written permission.

DIGITAL EQUIPMENT CORPORATION MAYNARD MASSACHUSETTS																			
PACKAGING INSTRUCTION INSTR PKG MEMORY MR78																			
REV: _____	DATE: _____																		
<table border="1"> <thead> <tr> <th>LEGEND</th> <th>MIR78-AA</th> </tr> </thead> <tbody> <tr><td>3700339-00</td><td></td></tr> <tr><td>-01</td><td>-AB</td></tr> <tr><td>-02</td><td>-BA</td></tr> <tr><td>-03</td><td>-BB</td></tr> <tr><td>-04</td><td>-BC</td></tr> <tr><td>-05</td><td>-BD</td></tr> <tr><td>-06</td><td>MIR78-CA</td></tr> <tr><td>-07</td><td>-BH</td></tr> </tbody> </table>		LEGEND	MIR78-AA	3700339-00		-01	-AB	-02	-BA	-03	-BB	-04	-BC	-05	-BD	-06	MIR78-CA	-07	-BH
LEGEND	MIR78-AA																		
3700339-00																			
-01	-AB																		
-02	-BA																		
-03	-BB																		
-04	-BC																		
-05	-BD																		
-06	MIR78-CA																		
-07	-BH																		
MATERIAL REQUIREMENTS 3700339-00 (MIR78-AA)																			
Quantity	Description																		
1	Die-Cut Carton W/Foam																		
1 ft	Tape, Carton Sealing																		
1	Label																		
3700339-01 (MIR78-AB)																			
1	Die-Cut Carton W/Foam																		
1 ft	Tape, Carton Sealing																		
1	Label																		
3700339-02 (MIR78-BA)																			
1	Die-Cut Carton W/Foam																		
1 ft	Tape, Carton Sealing																		
1	Label																		
3700339-03 (MIR78-00)																			
1	Die-Cut Carton W/Foam																		
1 ft	Tape, Carton Sealing																		
1	Label																		

DEC 8-1981 1031-1-0071
DCA - 129

ENG: *R.P.L. Spindle* 29 Jul 78 APPD: *J.J. Nielsen* 1-25-78 SIZE CODE NUMBER 3700339-0-0 REV
SHEET 1 OF 4

PACKAGING INSTRUCTION		CONTINUATION SHEET	
TITLE INSTR PKG MEMORY MR78 (Cont)			
Quantity	Purchase Specification No.	Description	REV
1	3700339-03 (MIR78-BB)	Die-Cut Carton W/Foam	3700339-0-0
1 ft	9906182-02	Tape, Carton Sealing	
1	3615060-03	Label	
3700339-04 (MIR78-BC)			
1	9906182-02	Die-Cut Carton W/Foam	
1 ft	9905729	Tape, Carton Sealing	
1	3615060-04	Label	
3700339-05 (MIR78-BD)			
1	9906182-02	Die-Cut Carton W/Foam	
1 ft	9905729	Tape, Carton Sealing	
1	3615060-05	Label	
3700339-06 (MIR78-CA)			
1	9906182-02	Die-Cut Carton W/Foam	
1 ft	9905729	Tape, Carton Sealing	
1	3615060-06	Label	
3700339-07 (MIR78-BB)			
1	9906182-02	Die-Cut Carton W/Foam	
1 ft	9905729	Tape, Carton Sealing	
1	3615060-07	Label	

DEC 8-1981 *R.P.L. Spindle* 29 Jul 78 APPD: *J.J. Nielsen* 1-25-78 SIZE CODE NUMBER 3700339-0-0 REV
SHEET 2 OF 4

PACKAGING INSTRUCTION		CONTINUATION SHEET	
TITLE INSTR PKG MEMORY MR78			
PACKAGING INSTRUCTIONS Procedure			
Step	Description		
1.	Open Die-Cut Carton (9906182-00) and remove top piece of Convoluted Foam (9906182-01).		
2.	Place MR78 Memory inside Carton, approximately in center.		
3.	Reposition Convoluted Foam inside Carton.		
4.	Close Die-Cut Carton (flap inside) and tape using Carton Sealing Tape (9905729).		
5.	Fix appropriate Label (3615060-XX) on Die-Cut Carton. Make sure that the label version agrees with the memory serial no. variation.		

DEC 8-1981 1031-1-0071
DCA - 129

ENG: *R.P.L. Spindle* 29 Jul 78 APPD: *J.J. Nielsen* 1-25-78 SIZE CODE NUMBER 3700339-0-0 REV
SHEET 3 OF 4

PACKAGING INSTRUCTION		CONTINUATION SHEET	
TITLE INSTR PKG MEMORY MR78			
PACKAGING INSTRUCTIONS Procedure			
Step	Description		
1.	Open Die-Cut Carton (9906182-00) and remove top piece of Convoluted Foam (9906182-01).		
2.	Place MR78 Memory inside Carton, approximately in center.		
3.	Reposition Convoluted Foam inside Carton.		
4.	Close Die-Cut Carton (flap inside) and tape using Carton Sealing Tape (9905729).		
5.	Fix appropriate Label (3615060-XX) on Die-Cut Carton. Make sure that the label version agrees with the memory serial no. variation.		

This drawing and specifications, herein, are the property of Digital Equipment Corporation and shall not be reproduced or used in whole or in part as the basis for the manufacture or sale of any product without written permission.

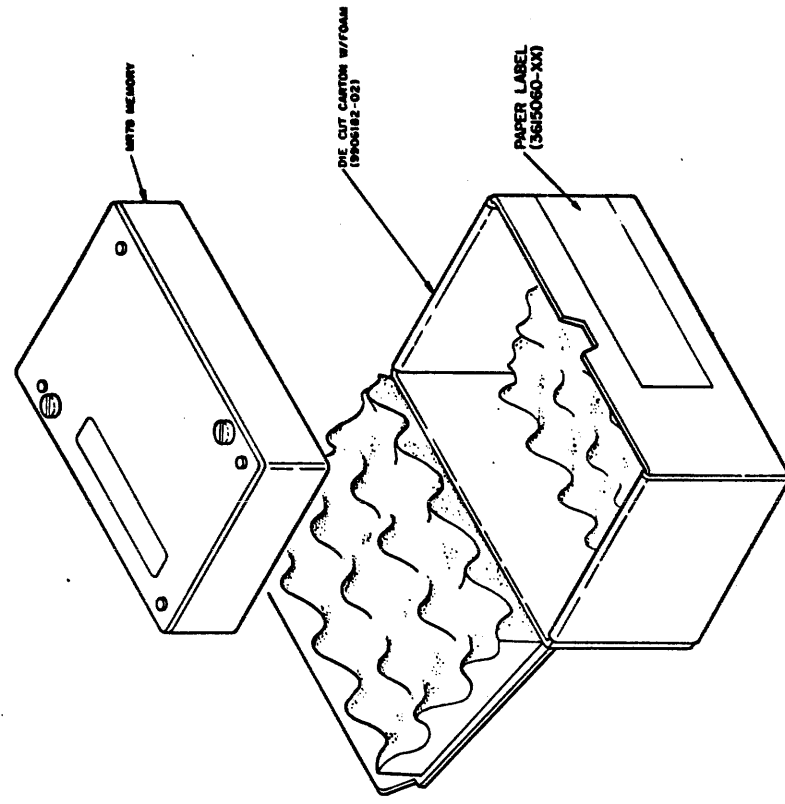


FIGURE 1

PACKAGED DIMENSIONS & WEIGHTS	
U.S.A.	METRIC
WEIGHT	1.0 lb 0.45 kilo
LENGTH	7.75 in 197 mm
WIDTH	4.88 in 124 mm
HEIGHT	3.25 in 83 mm
U.B.C.	D-07 (2) (1) (0002) (2) (2)
DIST.	14.29 Meters (1) 225 Keys (2)

NOTE: Make changes on "C" size original only and rephotograph.

ENG: *R.P.L. Spindle* 29 Jul 78 APPD: *J.J. Nielsen* 1-25-78 SIZE CODE NUMBER 3700339-0-0 REV
SHEET 4 OF 4